

Ontario Opinion Survey

Fielded March – April 2021

April 21, 2021

Matt Smith
Stephanie Lynn
Armand Cousineau
James Valcke
Prathit Patel

STRATCOM
STRATEGIC COMMUNICATIONS

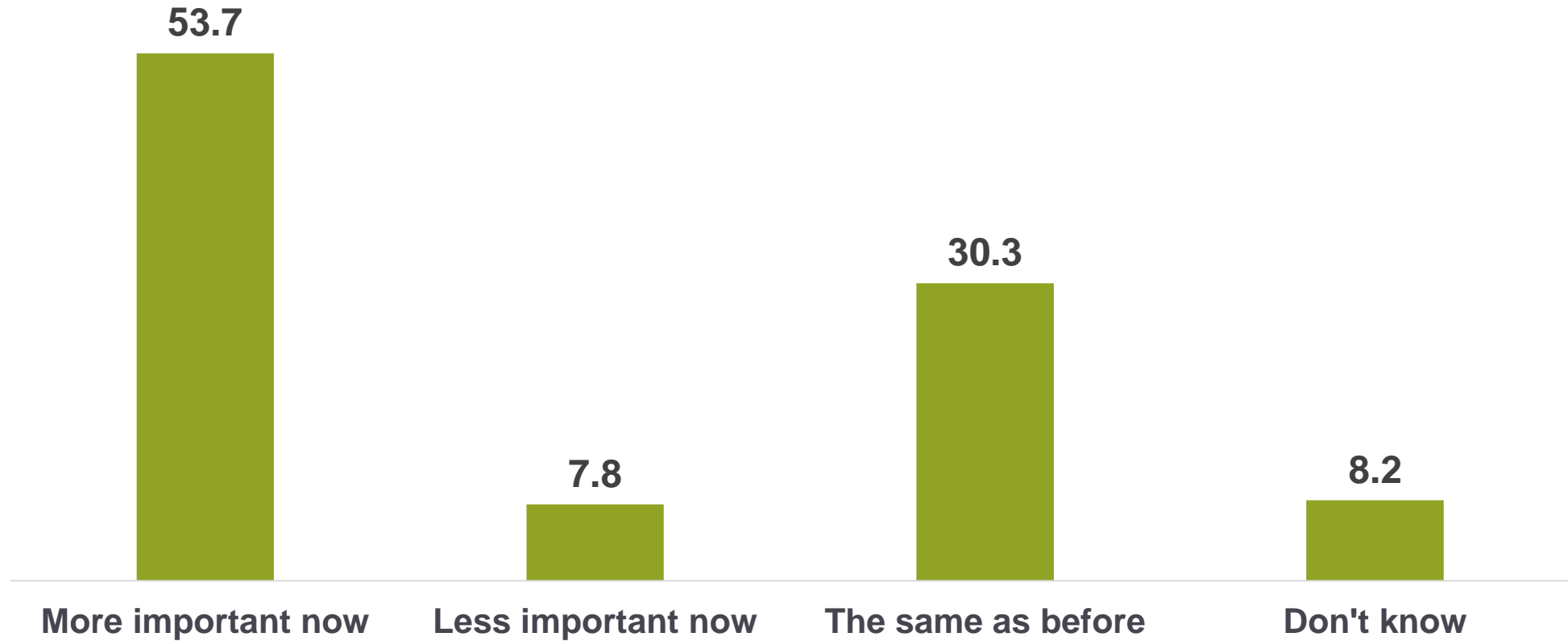
Toronto | Vancouver | Ottawa | Edmonton | Saskatoon | London | Brighton

Methods and Reporting

- ▶ Automated phone survey (IVR) fielded March 17th - April 1st, 2021 to landline and mobile phones (RDD)
- ▶ Sample of 3245 Ontario residents (18+) is statistically weighted to match the nested composition of Canada by gender, age and region as per most recently available Census data.
- ▶ Margin of error = +/- 1.7%, 19 times out of 20.
- ▶ Some charts and tables might not total 100% due to rounding.
- ▶ All figures are percent (%) unless indicated otherwise.
- ▶ All research conducted by Stratcom.



Opinion on the importance of public services

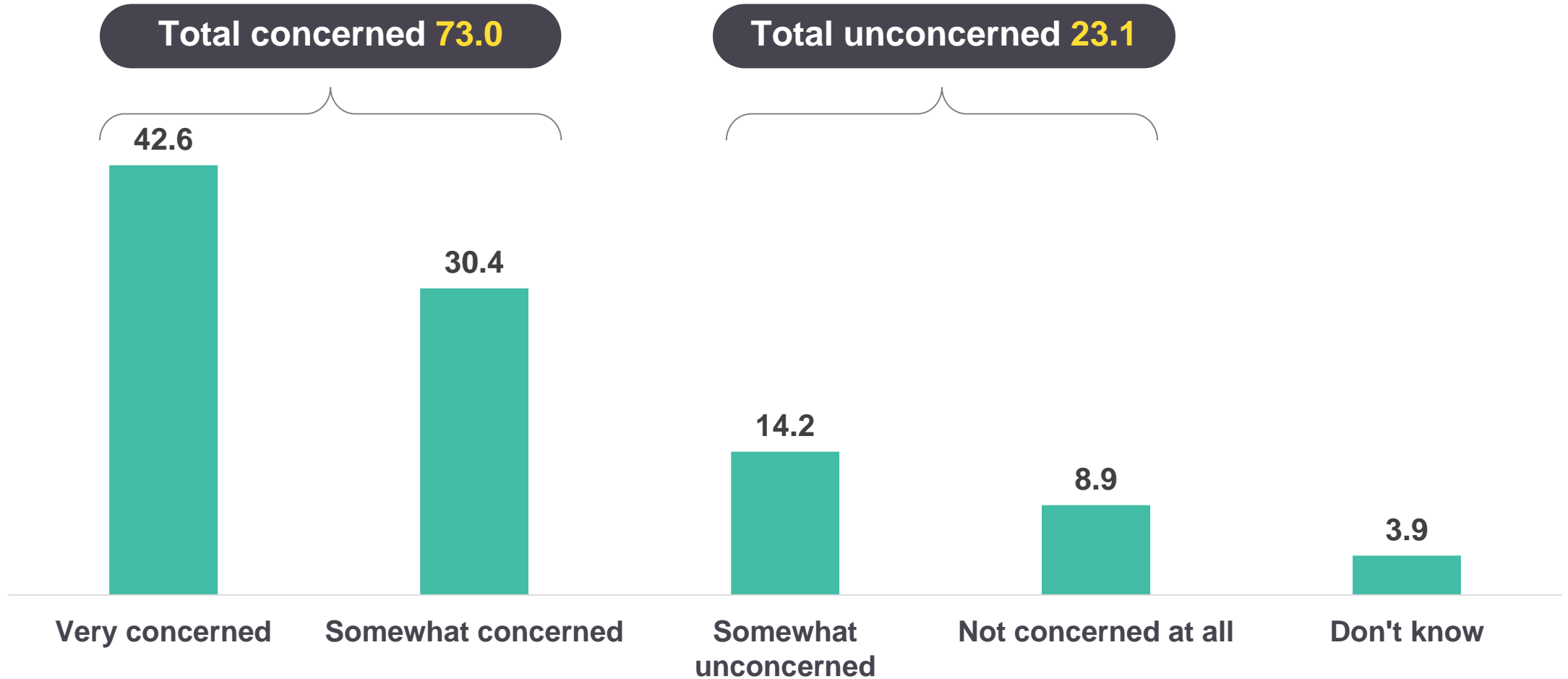


Increasing Canadian deficit

Summary of findings

- ▶ Almost three quarters of Ontarians are concerned about Canada's increased deficit (73%), with 43% very concerned.
- ▶ There is a 9 point gender gap amongst those who are very concerned about the increased deficit (47% men to 38% women) and almost three-quarters of federal Conservative voters are very concerned (73%).
- ▶ Regionally, the Rest of GTA has the highest concern about increasing national deficit with 46% very concerned.
- ▶ Looking at total concern over an increased pandemic deficit, Conservative voters rate highest (92% total concern) followed by undecided voters (75%), Liberals (64%), Greens (62%) and then NDP voters (57%).

Concern about Canada's increased deficit



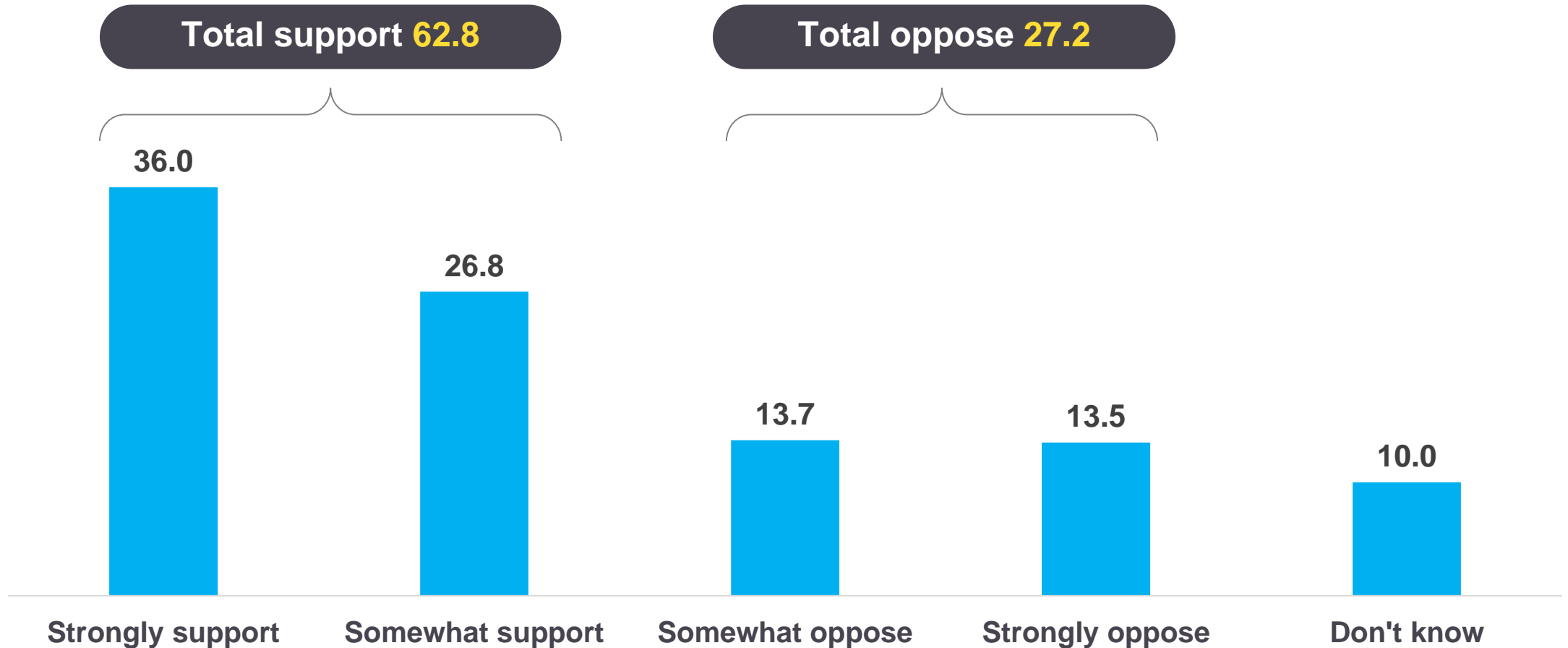
Q3. In the year since the start of the pandemic Canada's deficit has risen to record levels. How concerned are you about Canada's increased deficit?

Pandemic tax

Summary of findings

- ▶ A majority of Ontarians somewhat or strongly support the idea of a pandemic tax on large Canadian corporations whose earnings were strong throughout the pandemic (63%).
- ▶ Looking at those who strongly support a pandemic tax, it is most pronounced amongst Torontonians (41%) and 18 to 34 year olds (38%). Opposition is strongest amongst males (19% strongly oppose) and those living in rural areas (19% strongly oppose).
- ▶ Amongst federal voting groups total support is highest with NDP voters (82% total support) followed by Liberal and Green voters (both at 71% total support). Undecided voters total support for such a tax is 59% while Conservative voters are split on the tax with 47% total support and 46% total oppose.

Do you support or oppose a corporate pandemic tax?



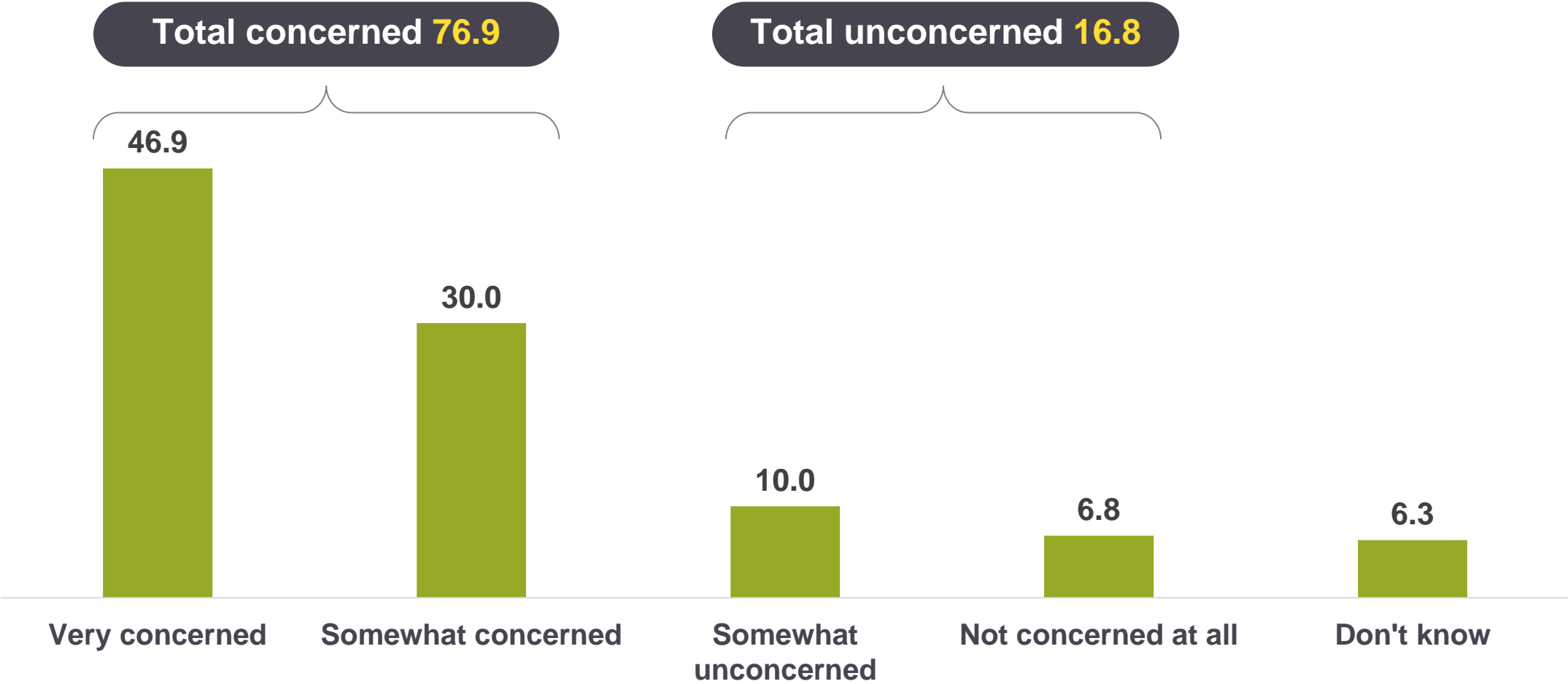
Q4. Some people have proposed that large Canadian corporations whose earnings have been strong throughout the pandemic should pay a pandemic tax to help offset the costs of public services during the crisis. Others say it's wrong to penalize corporate success. Do you support or oppose a corporate pandemic tax?

Income inequality

Summary of findings

- ▶ When asked about growing income inequality during COVID-19, 47% of Ontarians say they are very concerned, while another 30% say they are somewhat concerned (total concern 77%).
- ▶ Again there is a gender gap with 51% of women very concerned about growing income inequality compared to 43% of men. More than half of those aged 18 to 34 are very concerned about income inequality (53%).
- ▶ Concern about income inequality is highest in Toronto (52% very concerned) followed by Eastern Ontario / Ottawa at 49% very concerned.
- ▶ Looking at total concern reveals that more than fourscore of federal Liberal voters (83%), NDP voters (89%) and Green voters (84%) are concerned about income inequality. Total concern amongst undecided voters is at 77% and 63% amongst Conservative voters.

Concern about income inequality



Q5. The COVID 19 pandemic has revealed, and even increased, income inequality in Canada. How concerned are you about this?

Paid sick days

Summary of findings

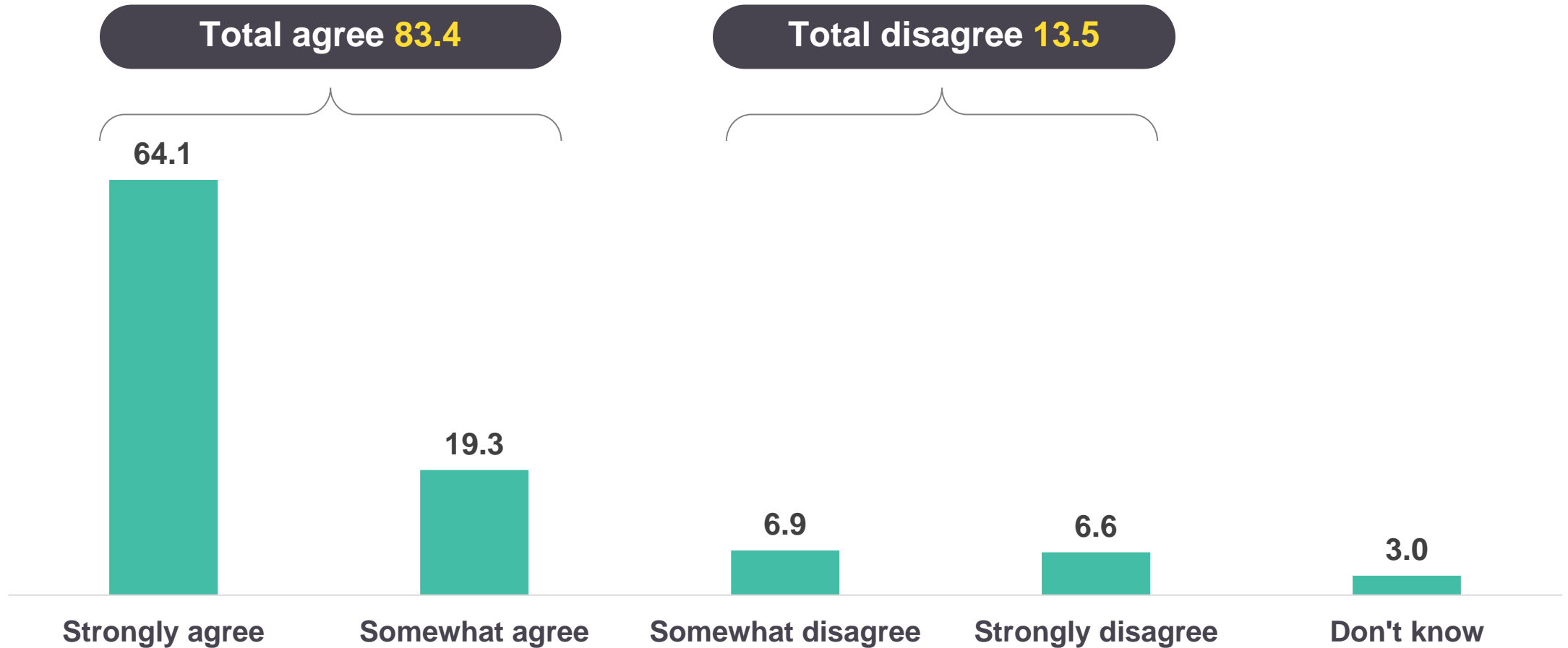
- ▶ More than a year into the pandemic a large majority of Ontarians strongly or somewhat agree that government should make all employers provide paid sick days for all employees (83%).
- ▶ 64% of Ontarians strongly agree that government should mandate employers to provide paid sick days to all employees. Whereas those who strongly oppose paid sick days is in the single digits (7%).
- ▶ Strong support for paid sick days declines with age, with 75% of those 18 to 34 strongly supporting, compared to 55% of those 65 years of age and older.
- ▶ There is an almost a more than 10 point difference in support between urban and rural (87% total support in urban areas compared to 75% in rural areas).

Paid sick days

Summary of findings

- ▶ Regionally, Toronto has highest support (89% total support), followed by Eastern Ontario / Ottawa (85%), the Rest of the GTA (84%), Central / Northern Ontario (80%) and then Southwestern Ontario (79%).
- ▶ Federal NDP voters are most supportive (96%) followed closely by Liberals (91%) and Greens (91%). There is also a strong majority of undecided voters supporting government-mandated paid sick days (85%) and a majority of Conservative voters support mandated paid sick days (67%).

Agree/disagree that governments should make all employers provide paid sick days for all employees



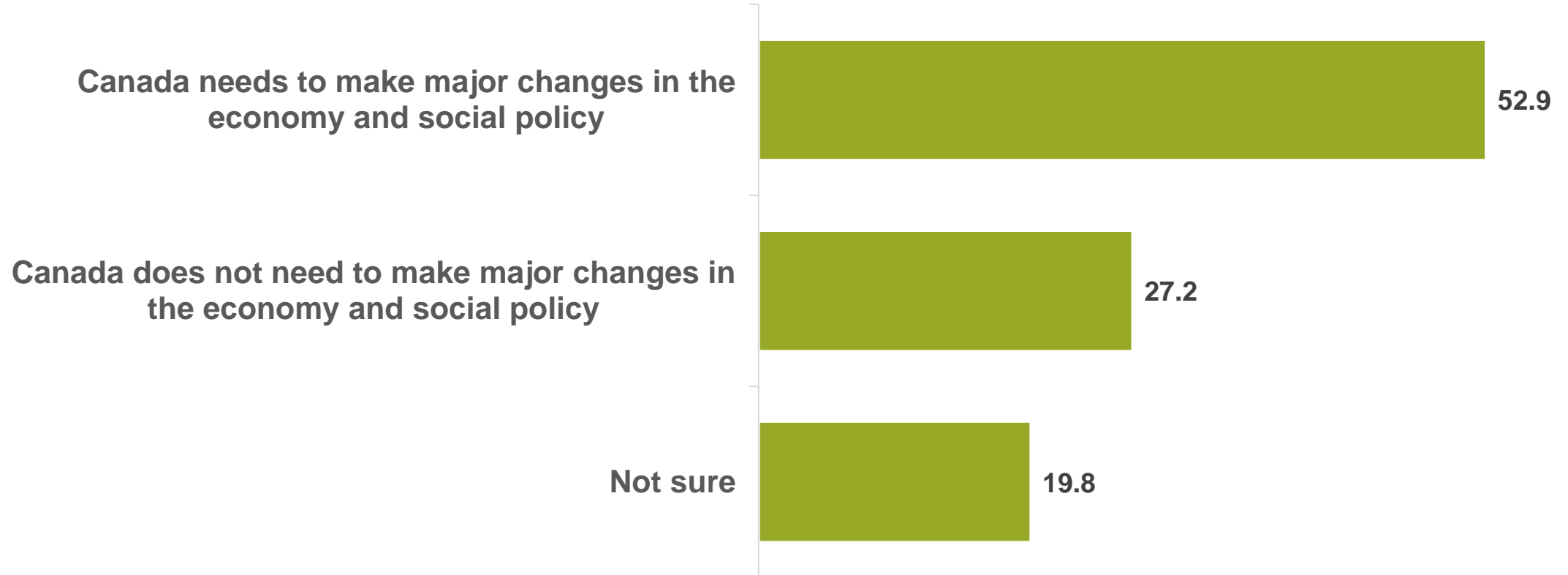
Q6. The COVID 19 pandemic has shown the need for paid sick days, so that sick workers stay home and don't spread disease. Do you agree or disagree that governments should make all employers provide paid sick days for all employees?

Economic and social policy change

Summary of findings

- ▶ For many Ontarians the COVID-19 pandemic has revealed big problems in our society. When asked if we need major changes to the economy and social policies or a return to the status quo pre-pandemic, a majority of Ontarians believe we need major changes (53%).
- ▶ Another 20% of Ontarians are not sure and only a quarter (27%) think we should return to pre-pandemic economic and social policies.
- ▶ Support for major economic and social policy change amongst women is at 58%, compared to 48% of men who support major change.
- ▶ A majority of all age groups except those 65 and older (49%) support major change and only in the region of Southwestern Ontario (49%) is there just below majority support for major changes.
- ▶ A majority of undecided voters support major change (53%). Of all voting groups only Conservative voters do not have a majority of support for major change (38%).

Opinion on economy and social policy



Q7. Some people believe the pandemic has revealed big problems in our society, and we will need to make major changes in the economy and social policies. Others say the economy and social policies worked well before the COVID 19 pandemic and there is no need for major changes. Which is closer to your view?

Matt Smith
President
E: matt.smith@stratcom.ca
C: 416-877-5524

Stephanie Lynn
Vice President, Research & Engagement
E: stephanie.lynn@stratcom.ca
C: 778-866-4378

Armand Cousineau
Senior Manager of Research
E: armand.cousineau@stratcom.ca

James Valcke
Senior Associate
E: james.valcke@stratcom.ca
C: 613-316-8519

Prathit Patel
Data Analyst
E: prathit.patel@stratcom.ca