



**ONTARIO
FEDERATION OF
LABOUR**

ONTARIO ATTITUDES ON KEY ISSUES

REPORT
DECEMBER 2022

ENVIRONICS
RESEARCH



RESEARCH METHODS

This report is based on an online survey of 1,000 Ontarians, 18 years of age or older, that was conducted by Environics Research from November 29 to December 10, 2022. The survey was commissioned by the Ontario Federation of Labour.

At the analysis stage, the data was weighted to ensure the final sample reflects the actual distribution of region, age and gender to the Ontario population per 2021 Census data.

Because this online survey uses a non-probability sample, no margin of sampling error can be calculated. Note that some charts have comparisons to findings from a survey conducted for the OFL in November 2021.

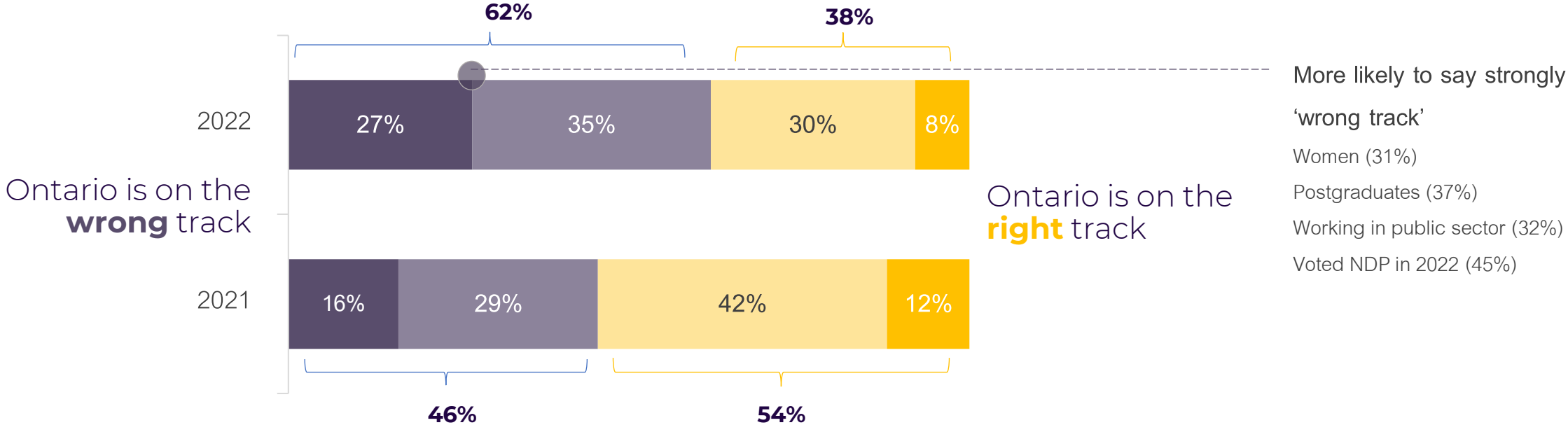
	Total	Ottawa - Eastern	Central	City of Toronto	905 suburbs	Southwest	Hamilton-Niagara	Northern
Sample size (unweighted/actual)	1,000	101	53	167	182	163	71	61
Sample size (weighted)	1,000	101	61	168	190	162	72	47
Proportion of Ontario Population (%) per Census	100%	12%	8%	21%	24%	20%	9%	6%

ONTARIO POLITICAL CONTEXT

Ontario | Right Track or Wrong Track

Over six in ten Ontarians say the province is on the wrong track. This is up significantly over the past year.

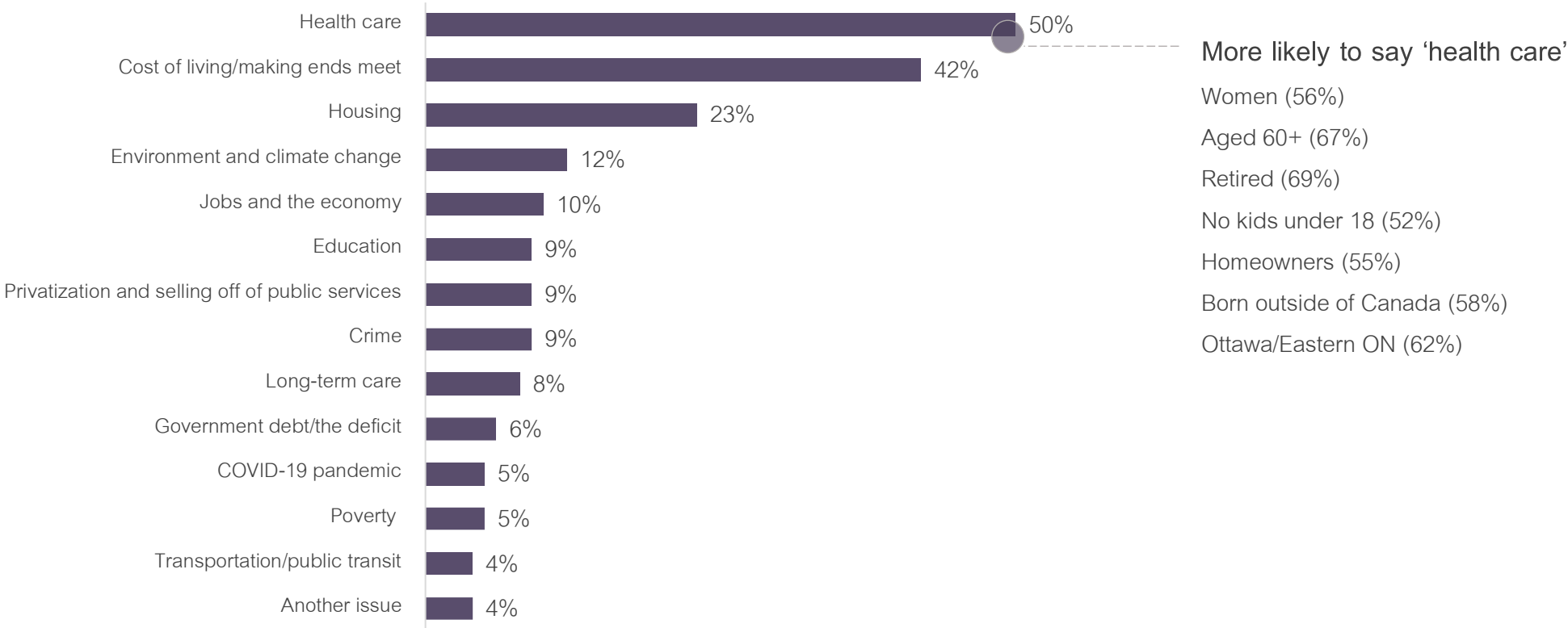
Q1. Thinking about the way things are going these days in Ontario, to what extent would you say that the province as a whole is on the right track, or the wrong track?



Ontario | Top Issues of Concern

Half of Ontarians list health care as a top issue facing the province. The cost of living and housing are also mentioned frequently.

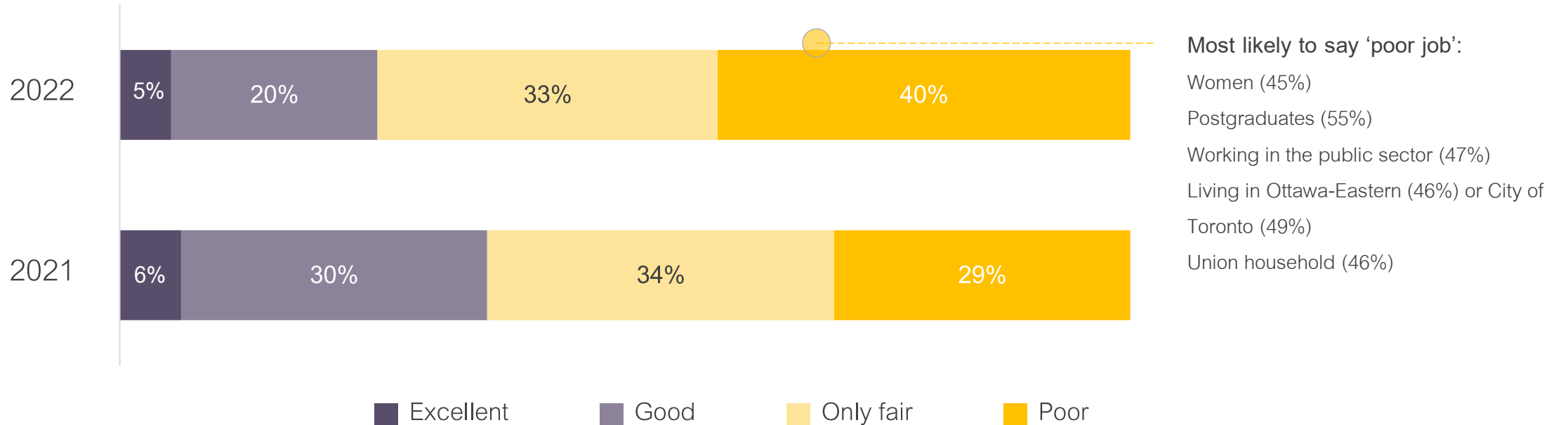
Q2. What are the top two issues facing Ontario that concern you the most these days?



Ford Government | Report Card

Just one quarter feel the Ford PCs are currently doing a “good” or “excellent” job. Three-quarters rate them as doing a poor or only fair job. Poor ratings are up significantly compared to 2021.

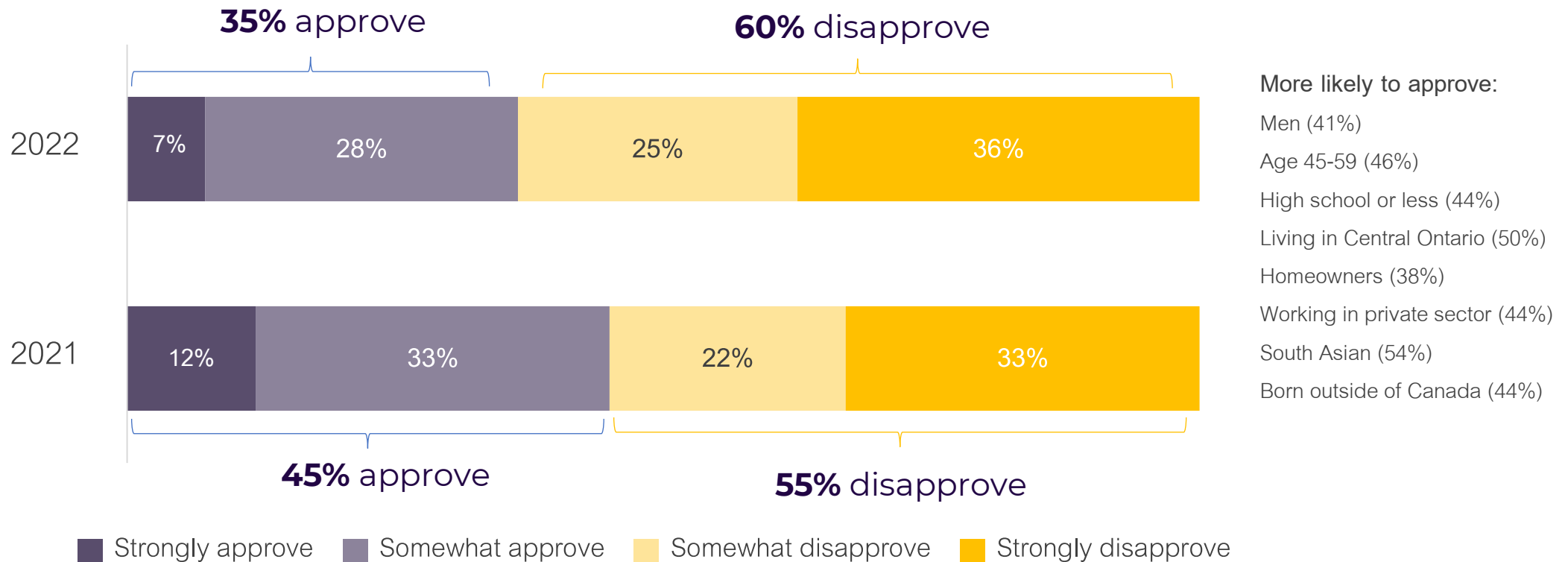
Q4. How would you rate the overall job the Ontario PCs under Doug Ford have done in governing Ontario? Would you say they have done an excellent, good, only fair or poor job?



Doug Ford | Approval vs Disapproval

Six in ten Ontarians now disapprove of Doug Ford. His approval levels have dropped ten points over the last year.

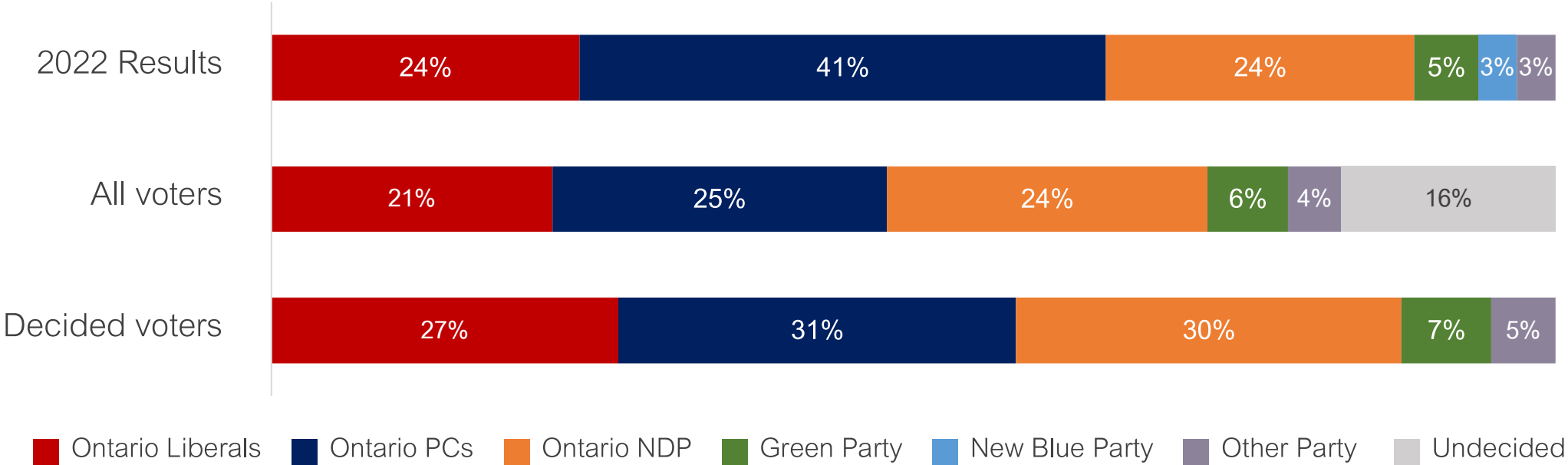
Q5. To what extent do you approve or disapprove of Doug Ford?



Ontario | Current Vote Intention

If an Ontario election were held today, the PCs and NDP would be in a dead heat with the OLP not far behind.

- Q3. We just had an Ontario provincial election in June 2022. Which party did you vote for in that election?
- Q6. If an Ontario provincial election were held today, which party's candidate would you vote for?
- Q7. Is there any party you are currently leaning towards voting for if a provincial election were held today, or are you totally undecided?



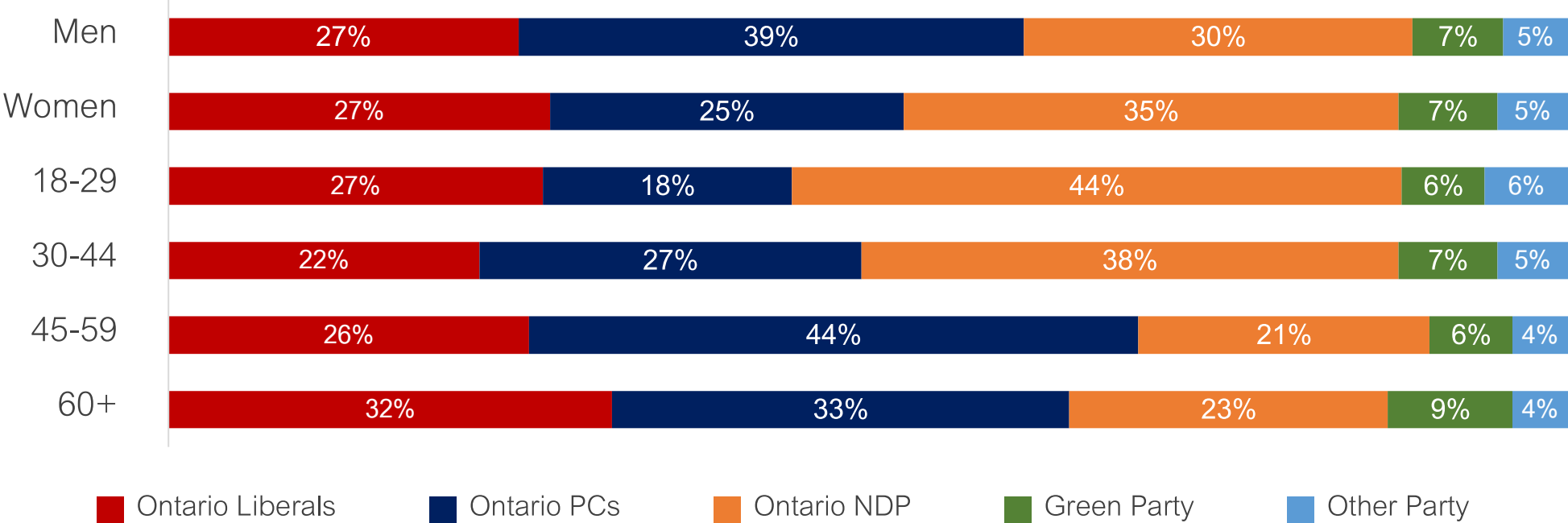
Ontario | Current Vote Intention

Among decided voters, Ontario NDP support is highest among women and younger people. It is notable that PC support declines among seniors compared to those 45-59 years of age.

Q6. If an Ontario provincial election were held today, which party's candidate would you vote for?

Q7. Is there any party you are currently leaning towards voting for if a provincial election were held today, or are you totally undecided?

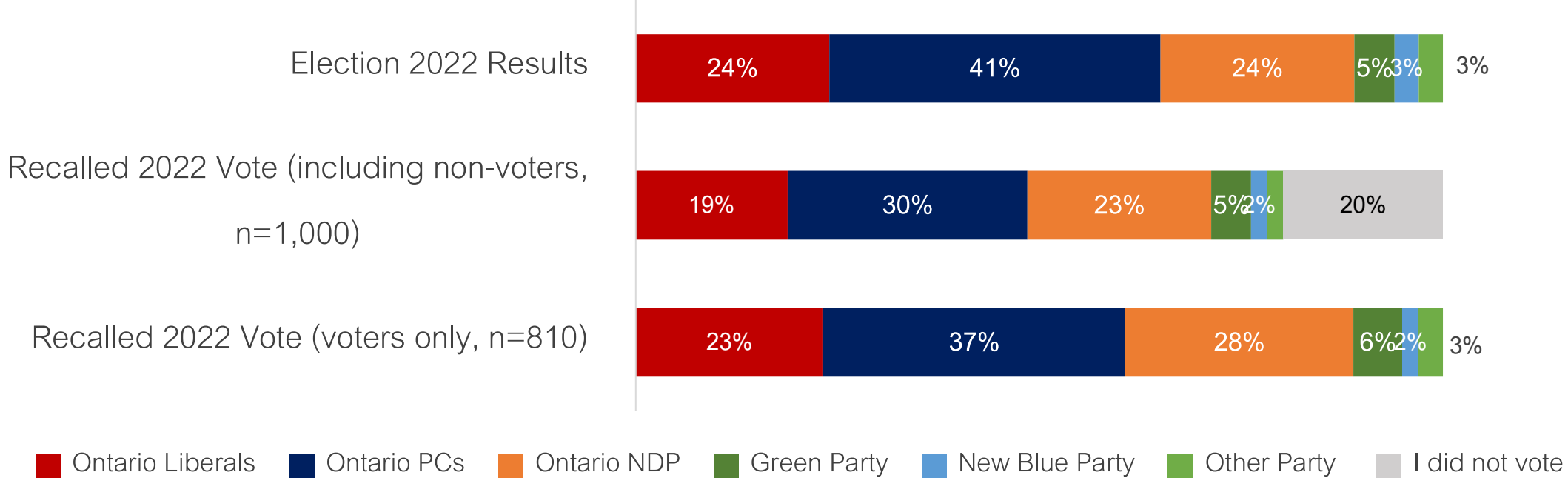
Subsample: Decided voters (n=798)



Ontario | Recalled 2022 Vote

The recalled vote from June 2022 is quite similar to the actual popular vote in the election.

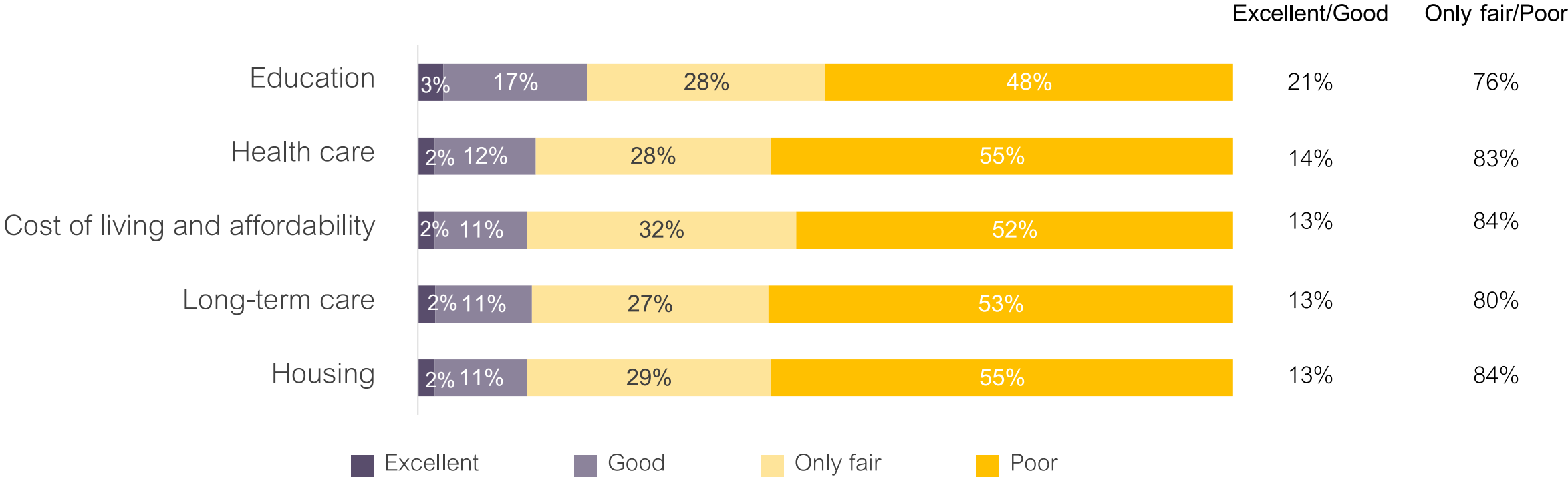
Q3. We just had an Ontario provincial election in June 2022. Which party did you vote for in that election?



Ontario | Government Report Card

Half or more of Ontarians give the Ontario PC government a poor rating when it comes to all five key issues tested. The government’s poorest ratings are on health care and housing.

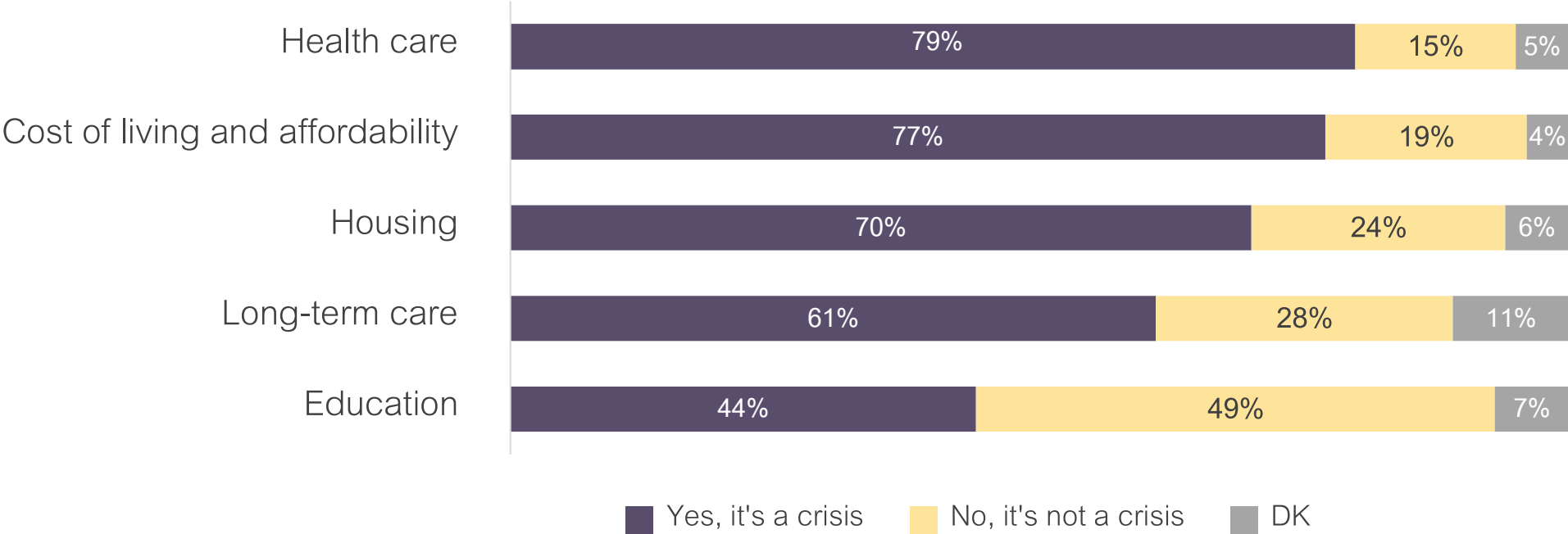
Q8. How would you rate the job the Ontario PC government under Doug Ford is doing on each of the following issues?



Ontario | **Issues in State of Crisis**

Eight in ten Ontarians believe that health care is in a state of crisis in the province. Large majorities also believe the cost of living/affordability, housing and long-term care are also in states of crisis.

Q9. Would you say that each of the following is currently in a state of crisis in Ontario or not?

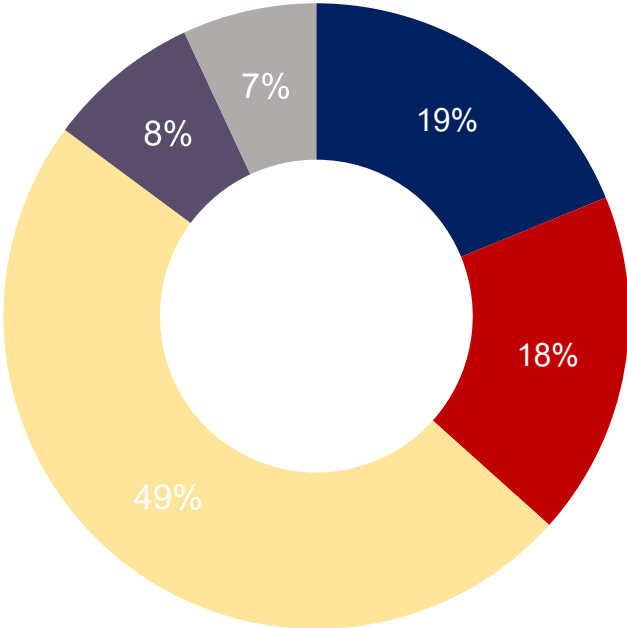


Cost of Living | **Responsibility**

Ontarians are divided as which level of government is most responsible for addressing the current cost of living and affordability crisis.

Q10. Who do you feel is most responsible for addressing the current cost of living and affordability crisis we are facing? Is it...?

- Doug Ford's Ontario PC government
- Justin Trudeau's federal Liberal government
- Both equally
- Neither, nothing can be done
- Don't know

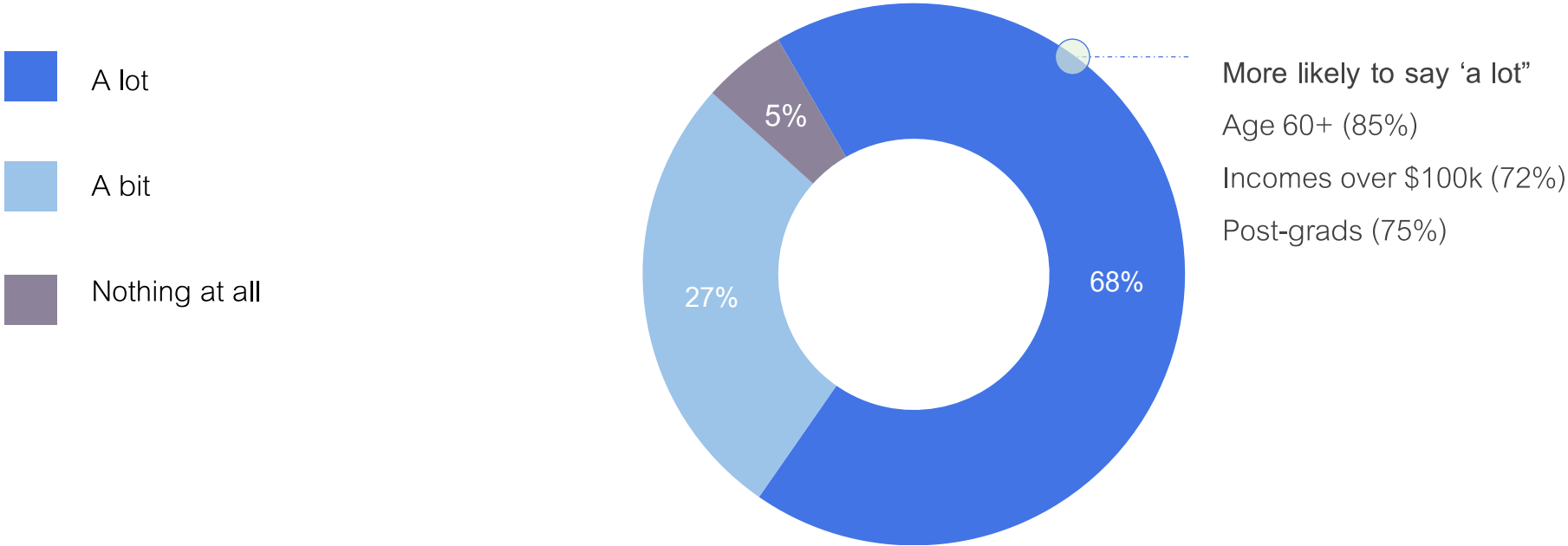


STATE OF HEALTH CARE IN ONTARIO

Health Care in Ontario | **Awareness of Problems**

Two-thirds of Ontarians have seen or heard a lot about the problems facing the health care system in Ontario and another 27 percent have seen or heard a bit. Just five percent have heard nothing.

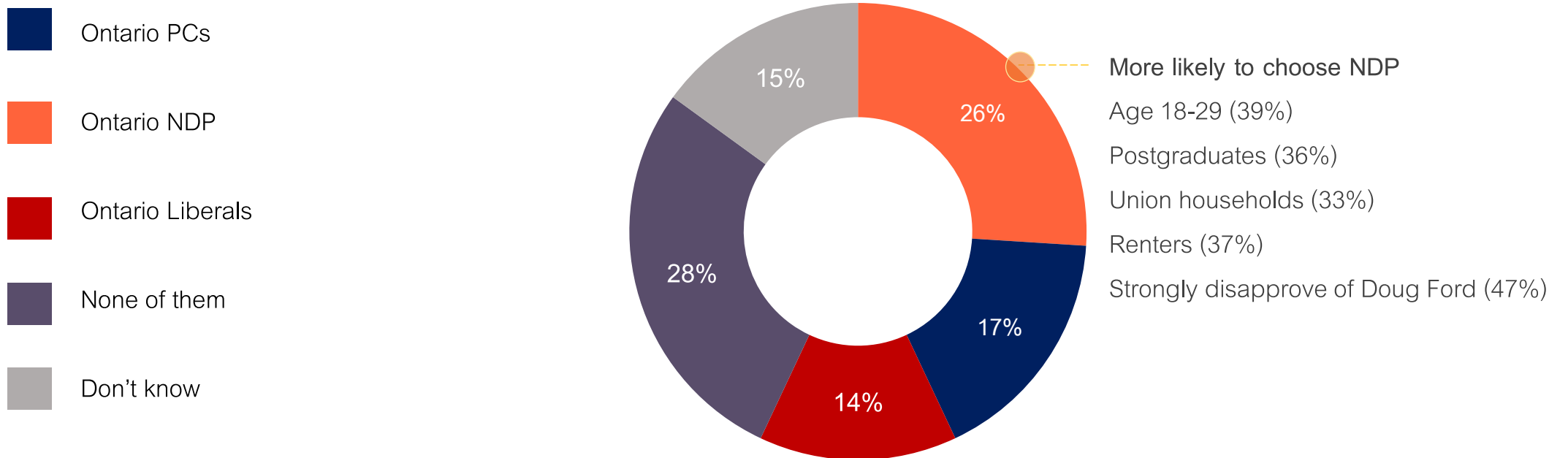
Q12. *How much have you seen, read or heard lately about problems facing the health care system in Ontario such as staffing shortages, the cancellation of surgeries, and the shutting down of emergency rooms and critical care units? Has it been...?*



Health Care in Ontario | **Party Most Trusted**

A plurality of 26% of Ontarians say they trust the Ontario NDP the most to protect and improve health care. Over four in ten either do not trust any party on health care or have no opinion.

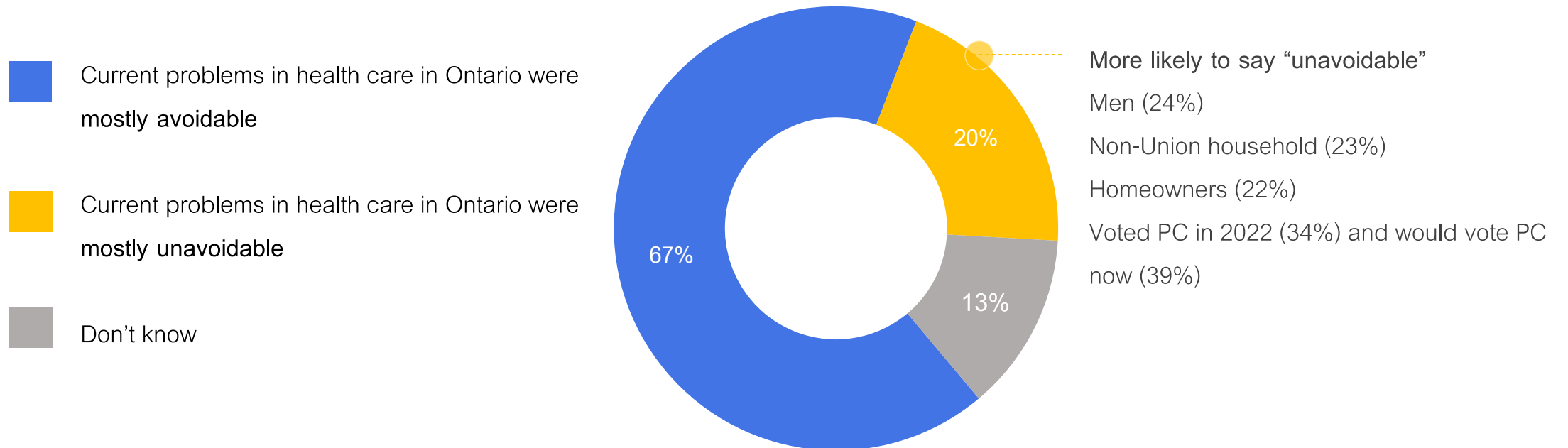
Q11. Which Ontario political party do you trust the most to protect and improve health care for you and your family?



Health Care Problems | **Avoidable or Unavoidable?**

The vast majority of Ontarians (67%) think that the current problems affecting the health care system were mostly avoidable. Just two in ten think these problems were mostly unavoidable.

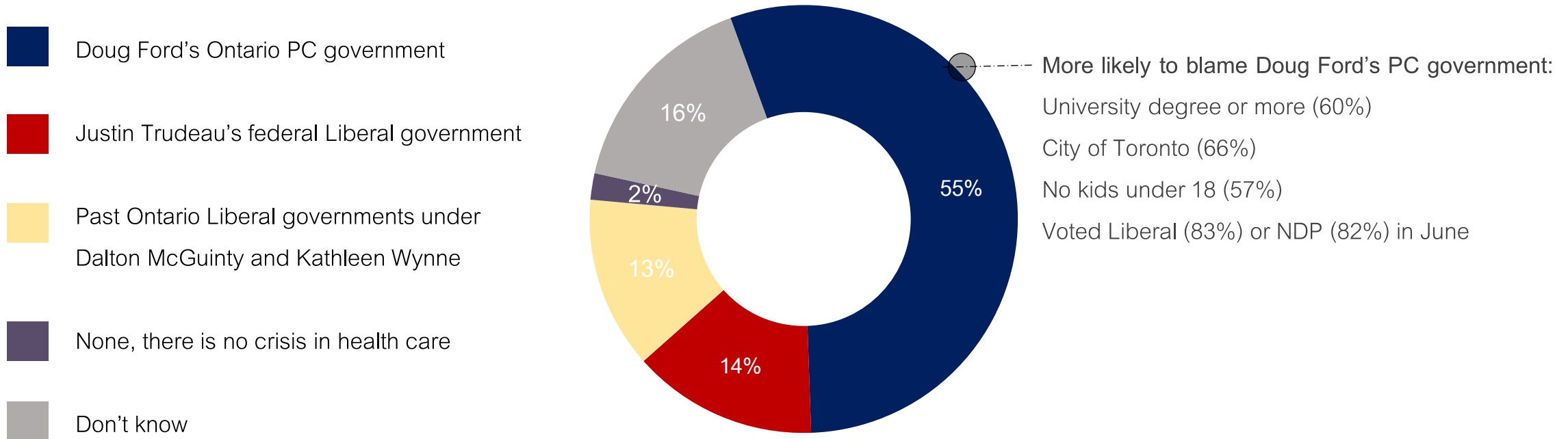
Q14. Do you think the current problems in the Ontario health care system such as staffing shortages, cancellations of surgeries and the shutting down of emergency rooms and critical care units across the province were mostly avoidable or were unavoidable?



Health Care Problems | Responsibility

A majority of Ontarians feel the Ford provincial PC government is most responsible for the current health care crisis. Much smaller proportions blame the federal Liberal or previous Ontario Liberal governments.

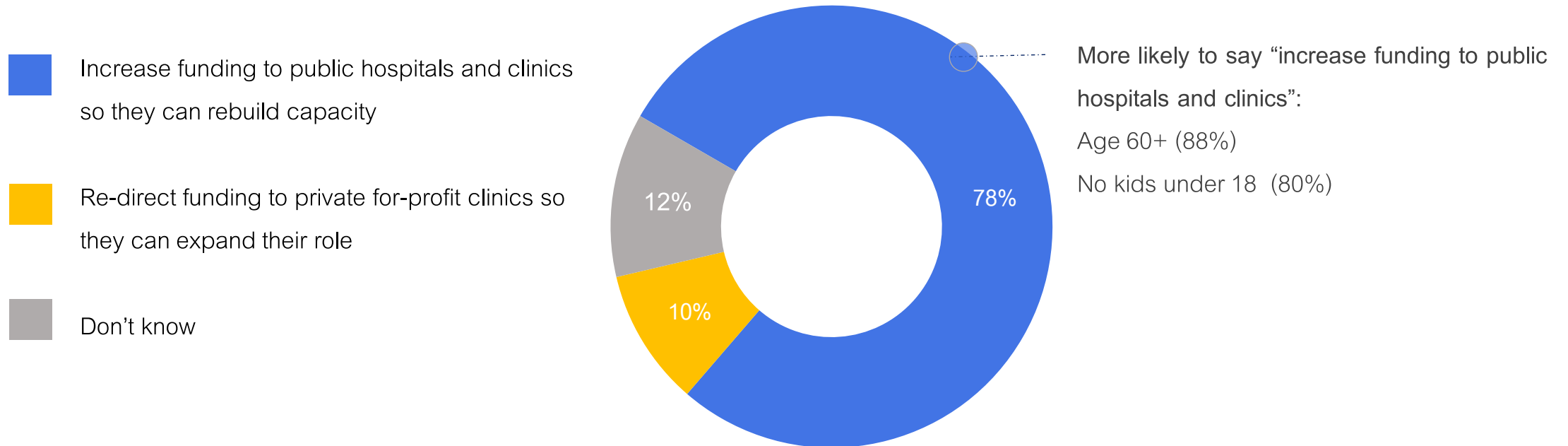
Q13. Who do you feel is most responsible for the current crisis in health care in Ontario, if any? Is it...?



Health Care Problems | **Where to Invest Public Money**

Close to eight in ten Ontarians believe the Ford government should use public money to increase funding to public hospitals and clinics so they can rebuild capacity, as opposed to re-directing funding to private, for-profit clinics.

Q21. When it comes to addressing the problems facing the health care system in Ontario, how do you think the Ford government should invest public money? Should it...?

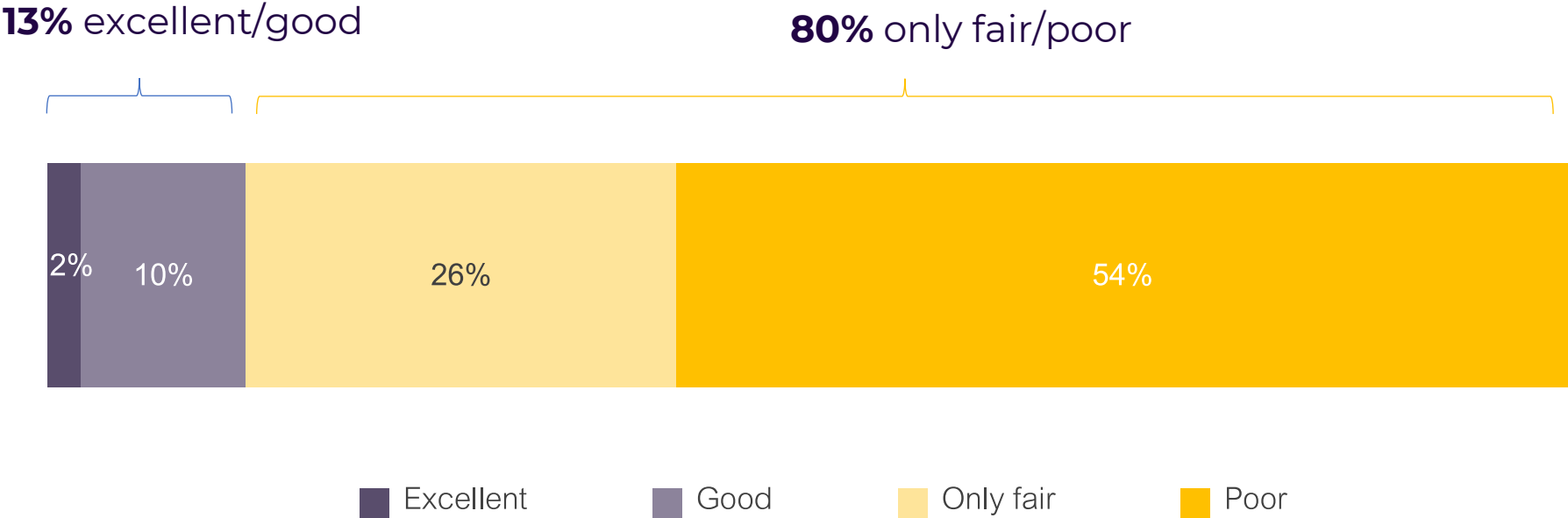


STAFFING SHORTAGES AND BILL 124

Health Care Staffing Shortages | **Ford Gov't Report Card**

Just 13 percent of Ontarians give the Ford government a good/excellent grade on addressing shortages of nurses and other health professionals. Over say it it is doing a poor job.

Q23. *As you may know, Ontario is currently facing serious shortages of nurses and other health professionals. How would you rate the job the Ford government has done in addressing this shortage and attracting and retaining more nurses and health professionals?*

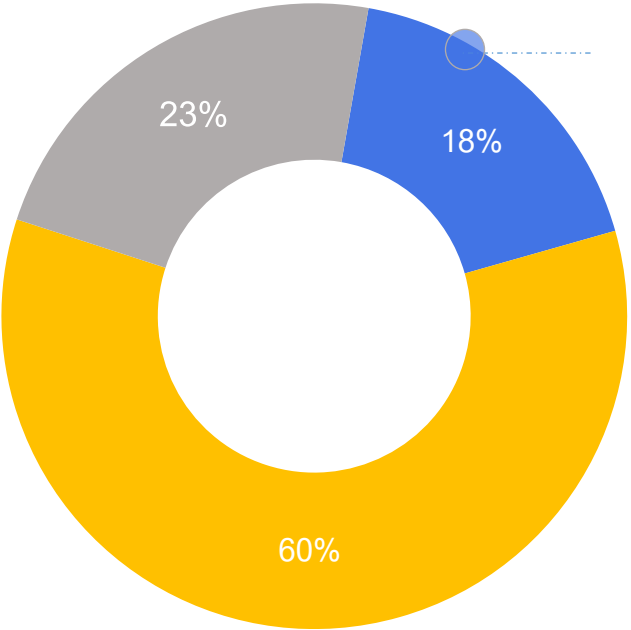


Health Care Staffing Shortages | **Use of Temp Agencies**

Six in ten Ontarians disapprove of hospitals bringing in nurses from private temp agencies to deal with immediate staffing shortages and believe there are better ways to deal with these shortages.

Q24. *Due to staffing shortages during the pandemic, many Ontario hospitals have been bringing in nurses from private temp agencies to fill staffing gaps. In recent years, spending on nurses from these private agencies has increased significantly at some of Ontario's largest hospitals. Private agencies are charging hospitals upwards of four times the salary of a hospital-employed nurse for each shift. Which of the following points of view is closer to your own?*

- Paying temp agencies for nurses is the only way for hospitals to deal with immediate staffing shortages and is a good use of public money
- There are better ways for hospitals to deal with immediate staffing shortage and paying temp agencies for nurses is poor use of public money
- Don't know

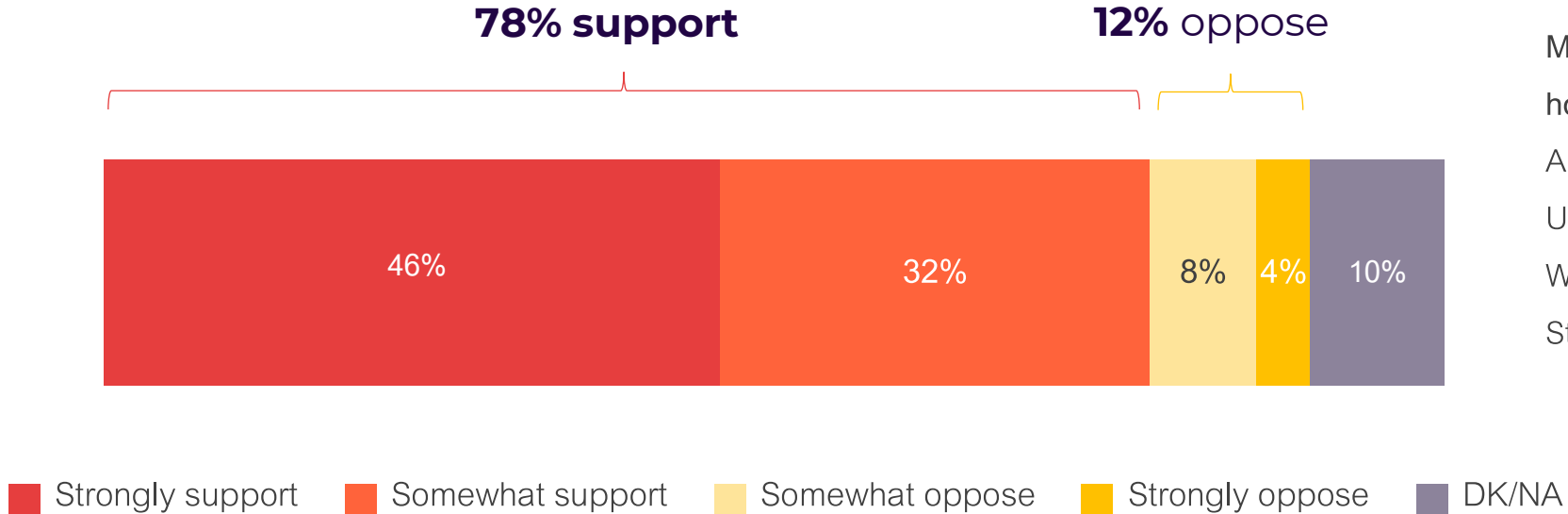


More likely to support paying temp. agencies:
Age 18-29 (27%)
Have kids under 18 (23%)
Racialized Ontarians (23%)

Ontario Health Care | **Support for More Public Hospital Funding**

Almost eight in ten support the Ontario government increasing public hospital funding to the Canadian average, even if this adds to the deficit or means higher taxes.

Q22. *Ontario currently funds its public hospitals at the lowest per capita rate of any province in Canada and Ontario now has the fewest hospital beds per person in Canada. Would you support or oppose the Ontario government increasing public hospital funding to the Canadian average, even if this adds to the deficit or means higher taxes?*



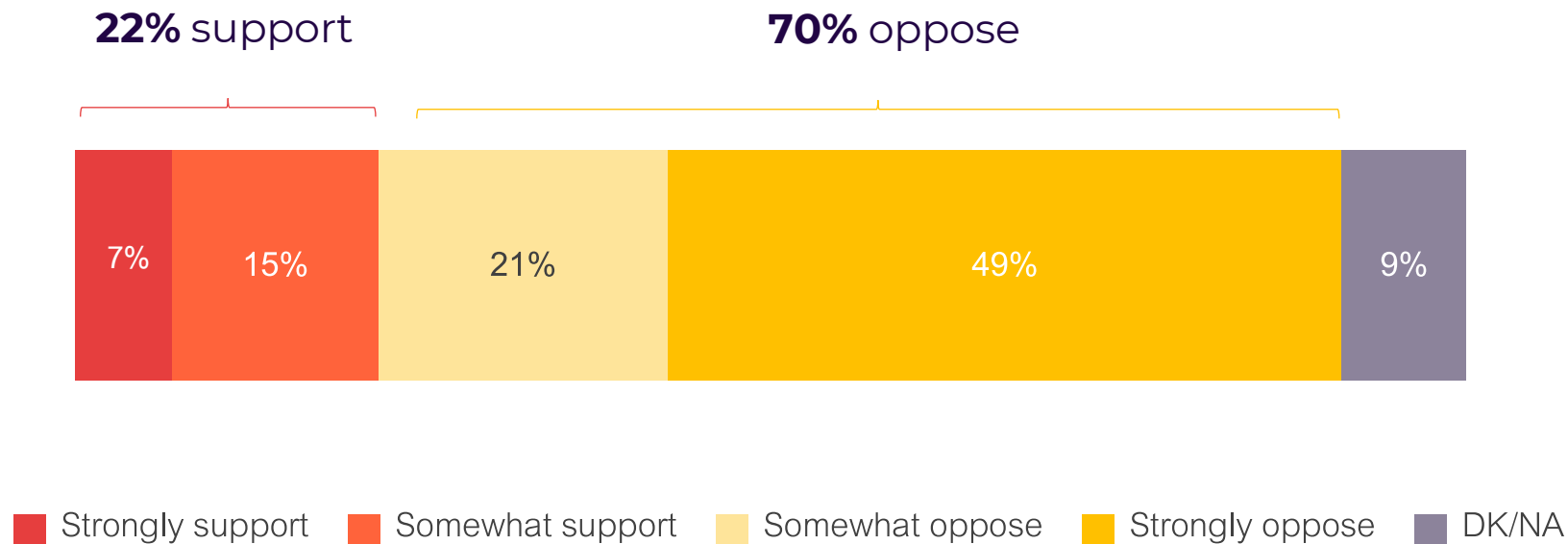
More likely to support increasing public hospital funding:

- Age 60+ (89%)
- University degree or more (81%)
- Without kids under 18 (79%)
- Strongly disapprove of Doug Ford (87%)

Bill 124 | Support/Oppose Caps on Wage Increases

Seven in ten Ontarians oppose Bill 124, capping wage increases for public sector workers at 1%. Just 22 percent support this bill. Among those who voted PC last election 53% oppose Bill 124 and 39% support it.

Q25. Three years ago, the Ford government passed Bill 124 that caps any wage increases for public sector workers, including health care workers to just one percent per year. To what extent do you support or oppose this?



More likely to oppose Bill 124:

Women (74%)

Age 60+ (81%)

Post-grads (75%)

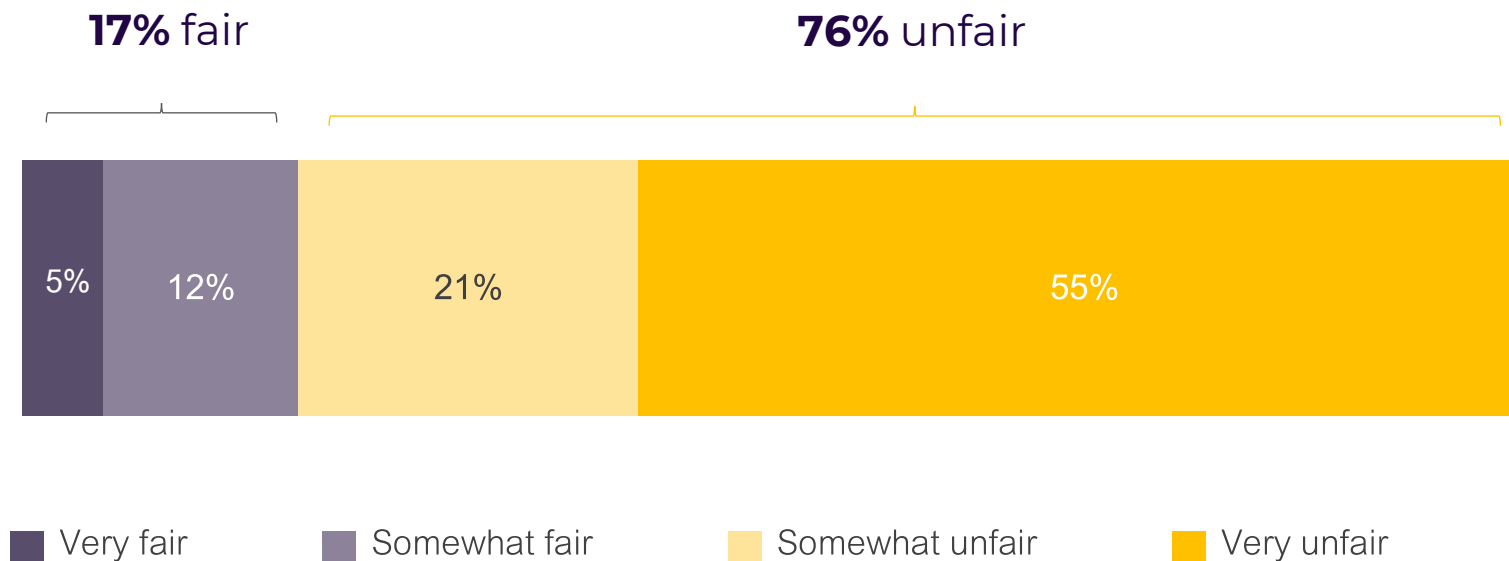
City of Toronto (74%)

Ottawa/eastern ON (74%)

Bill 124 | Fairness of Cap on Frontline HC Workers' Wages

Over three-quarters of Ontarians feel that the 1% cap on wage increases for nurses and other front-line health care workers is somewhat or very unfair. NB: 63% of those who voted PC in the June Ontario election also feel the cap is unfair

Q26. This year alone the cost of living in Ontario has gone up by over 6%. Do you think this 1% cap on wage increases for nurses and other front-line health care workers is...?



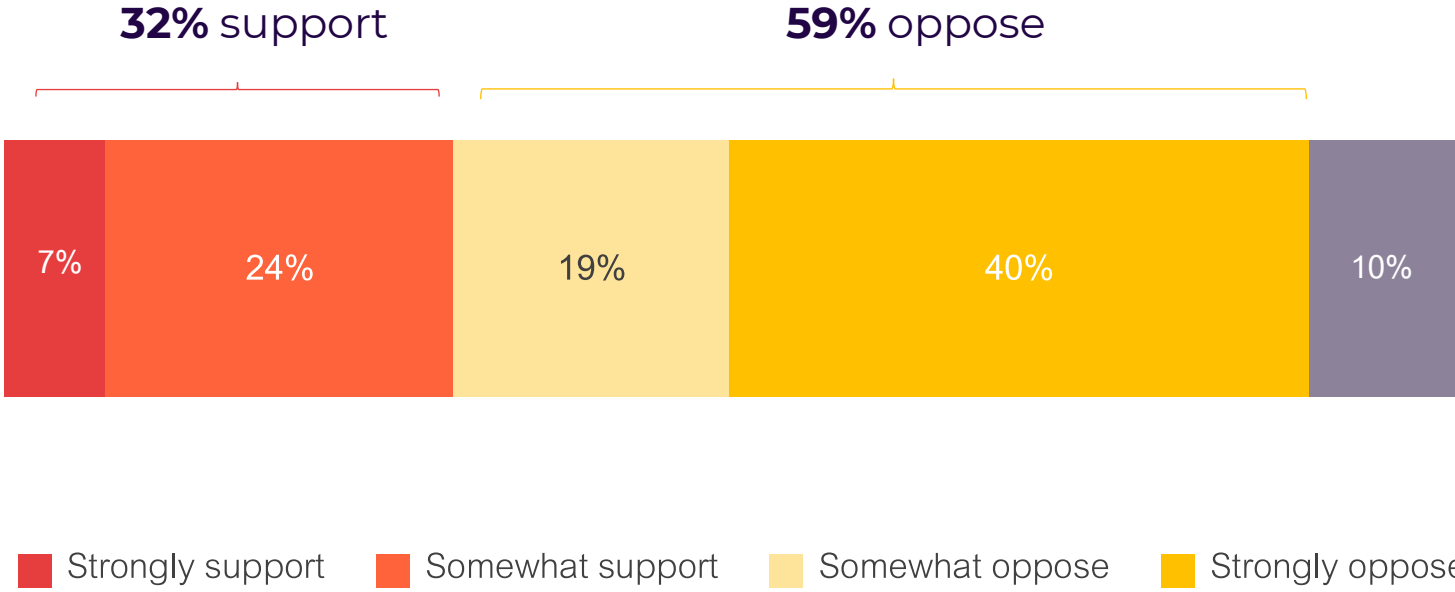
More likely to say "unfair":
Women (79%)
Age 60+ (88%)
Ottawa/eastern ON (84%)
Ontario Liberal (89%) and NDP (87%) voters

PRIVATE INVOLVEMENT IN HEALTH CARE

Health Care in Ontario | **Support for Private Involvement**

Six in ten Ontarians oppose more involvement by private for-profit health care providers as a solution to the problems facing health care.

Q15. *Some people say that a good way to solve the problems facing health care in Ontario is for there to be more involvement by private for-profit health care providers. To what extent do you support or oppose*

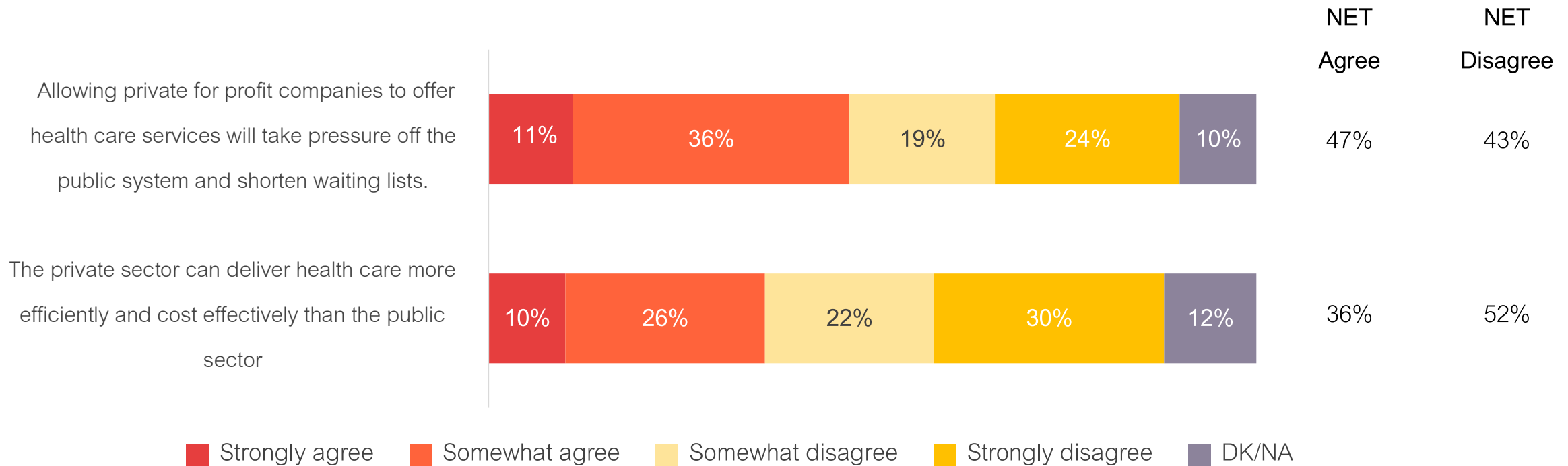


More likely to oppose private for-profit health care:
Women (64%)
Age 60+ (68%)
City of Toronto (63%), Hamilton/Niagara (65%)

Private Involvement in Health Care | **Positive Statements**

Ontarians are divided as to whether allowing private for-profit companies to offer health care services will take pressure off the public system and shorten waiting lists. Most disagree that the private sector can deliver health care more efficiently.

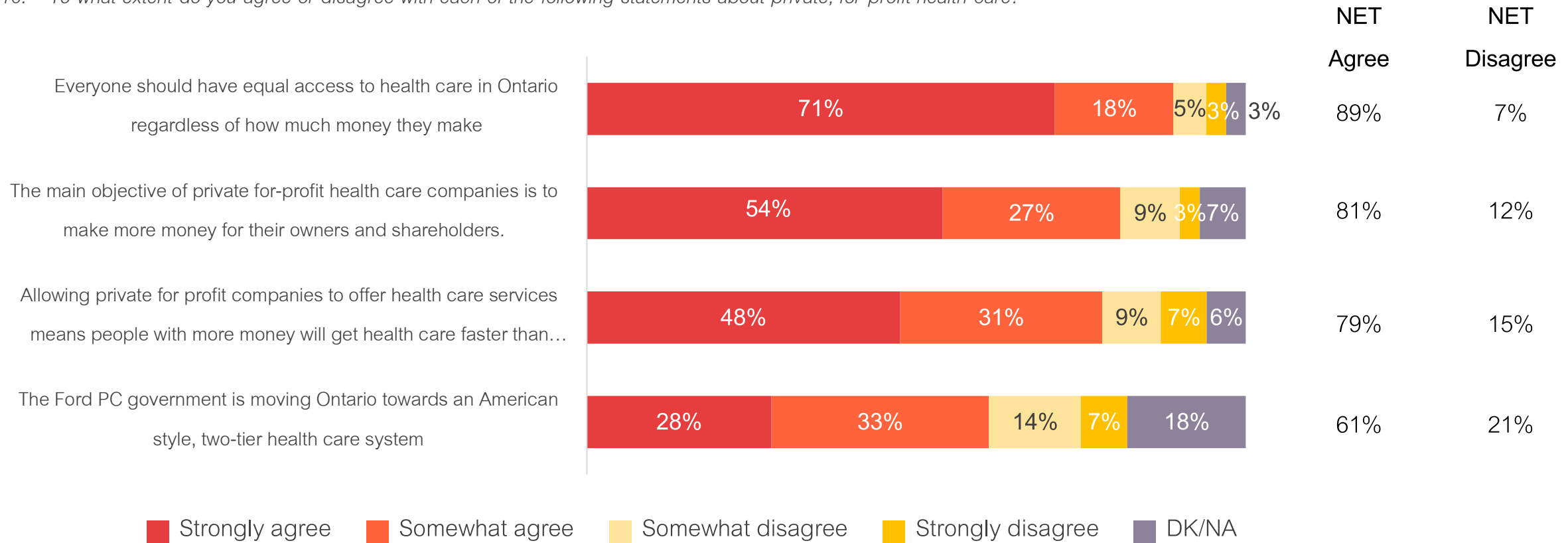
Q16. To what extent do you agree or disagree with each of the following statements about private, for-profit health care?



Private Involvement in Health Care | **Negative Statements**

Strong majorities agree that all should have equal access to health care regardless of income, that the main objective of for-profit health care companies is to make money, that private companies offering health care services will lead to richer people jumping the queue and that the Ford government is leading Ontario to two-tier health care.

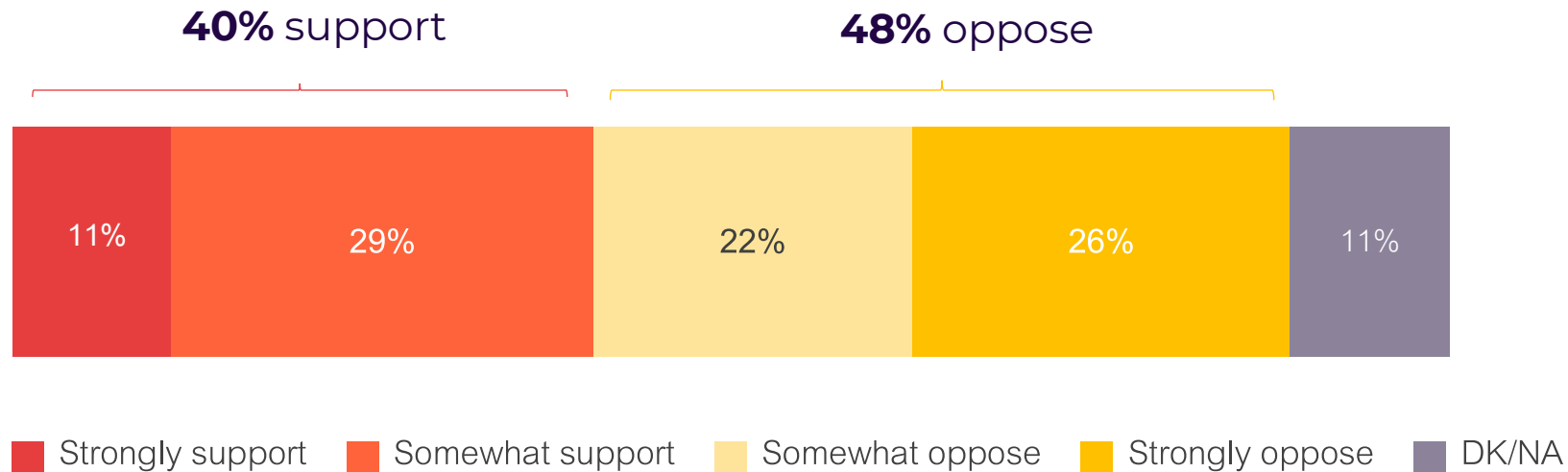
Q16. To what extent do you agree or disagree with each of the following statements about private, for-profit health care?



Private Health Care | **Support for Private Provision of Surgeries**

A plurality of Ontarians (48%) oppose the Ford government's plan to start paying private companies to provide surgeries and other health care services, while four in ten support this.

Q17. *Recently the Ontario government announced that it will start paying private companies to provide surgeries and other health care services. To what extent do you support or oppose this?*



Opposition is highest among:

Women (52%)

Age 60+ (54%)

Postgraduates (57%)

Union households (54%)





City of Toronto and Hamilton/Niagara (54%)

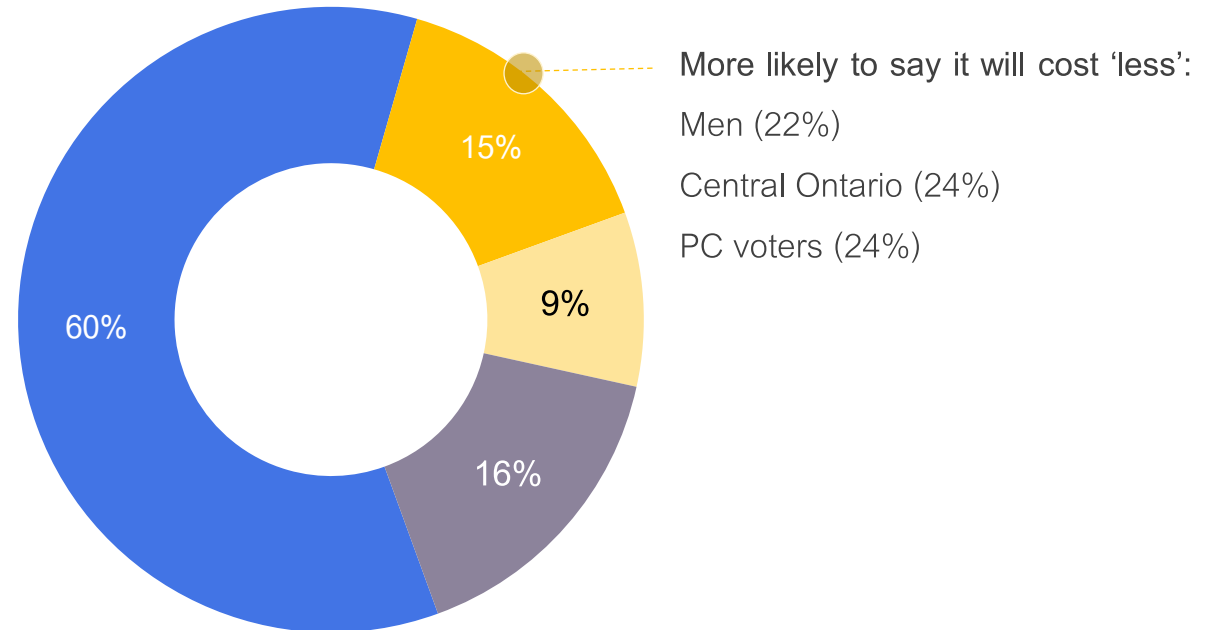
Voted Liberal (63%) or NDP (69%) in 2022

Private Health Care | **Impact on Cost to Government**

If the Ontario government starts paying private companies to provide health care services, six in ten believe it will cost the government more because those private companies will need to make a profit.

Q18. *If the Ontario government starts paying private companies to provide surgeries and other health care services, what will be the impact on costs to the government in the long-run? Will it cost the Ontario government...*

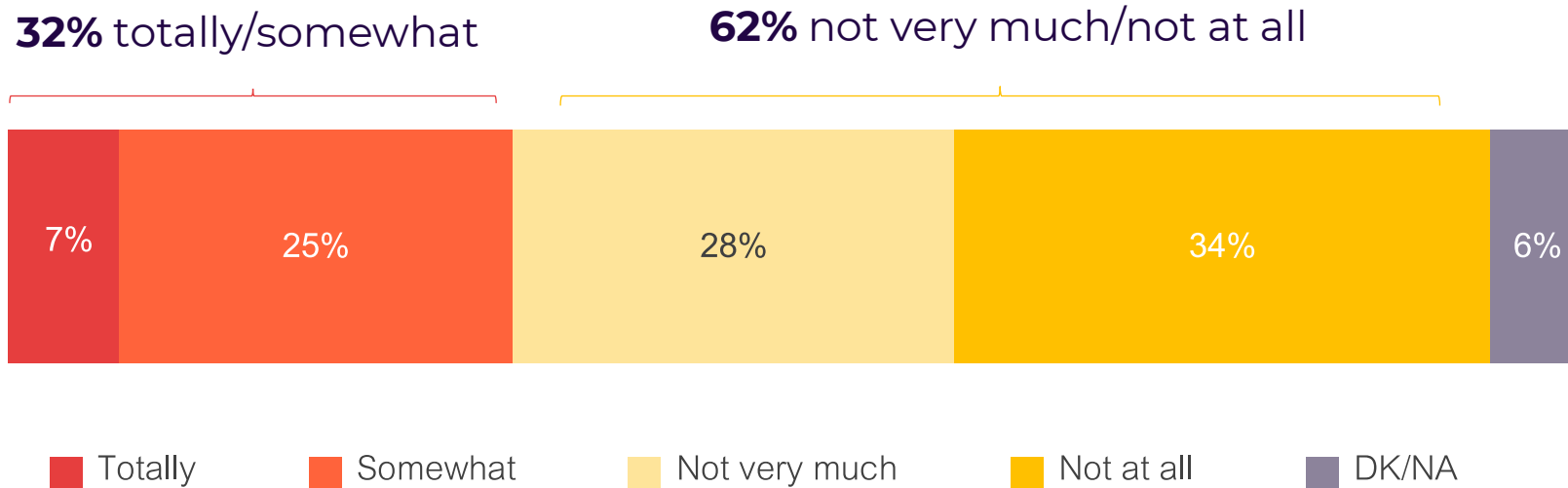
-  **More** because those private companies will need to make a profit
-  **Less** because private companies are more efficient and will be able to do surgeries at lower cost
-  Will make no difference to what it costs the government
-  Don't know



Private Health Care | Trust in Doug Ford's Guarantee

Over six in ten Ontarians do not trust Doug Ford's quoted guarantee that paying private companies to provide health care services will not lead to added direct costs to Ontarians.

Q19. According to Doug Ford when the Ontario government starts paying private companies to provide surgeries and other health care services, there will be no direct cost to Ontarians. He has said "There's one thing I will guarantee: You'll always be covered by OHIP, not your credit card". To extent do you believe and trust Doug Ford when he says this? Do you trust and believe him...?



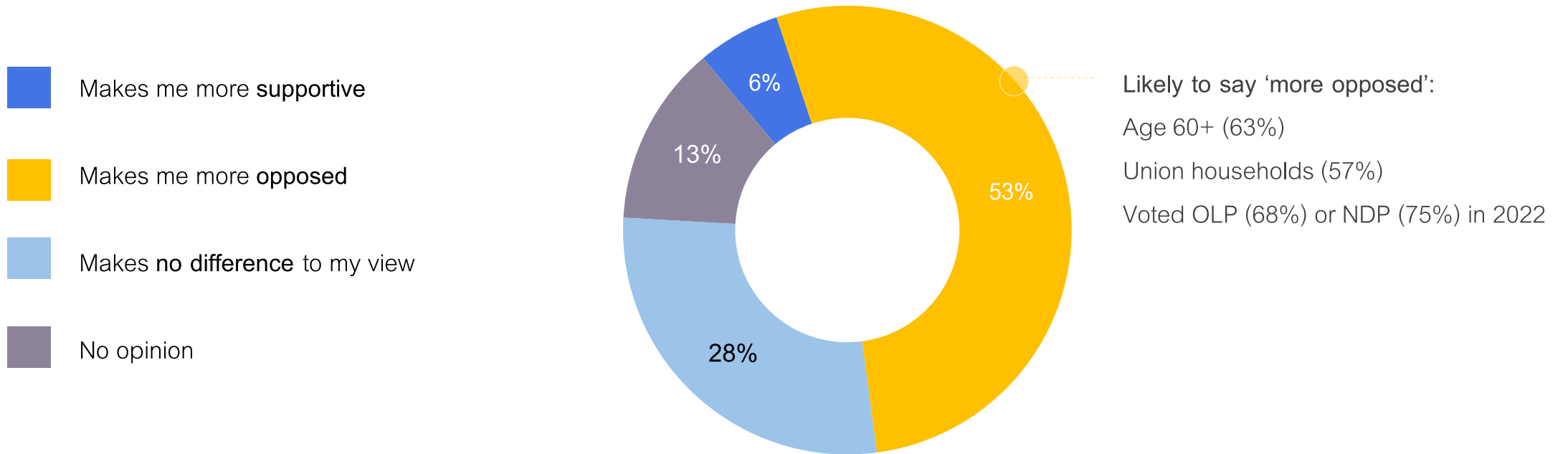
More likely to 'not at all' trust/believe Ford:

- Women (37%)
- 60+ (39%)
- Post-grads (43%)
- Union households (39%)
- City of Toronto (43%)
- Voted NDP (59%) or OLP (51%) in 2022

Private Health Care | **Impact of Private LTC Covid Death Rates**

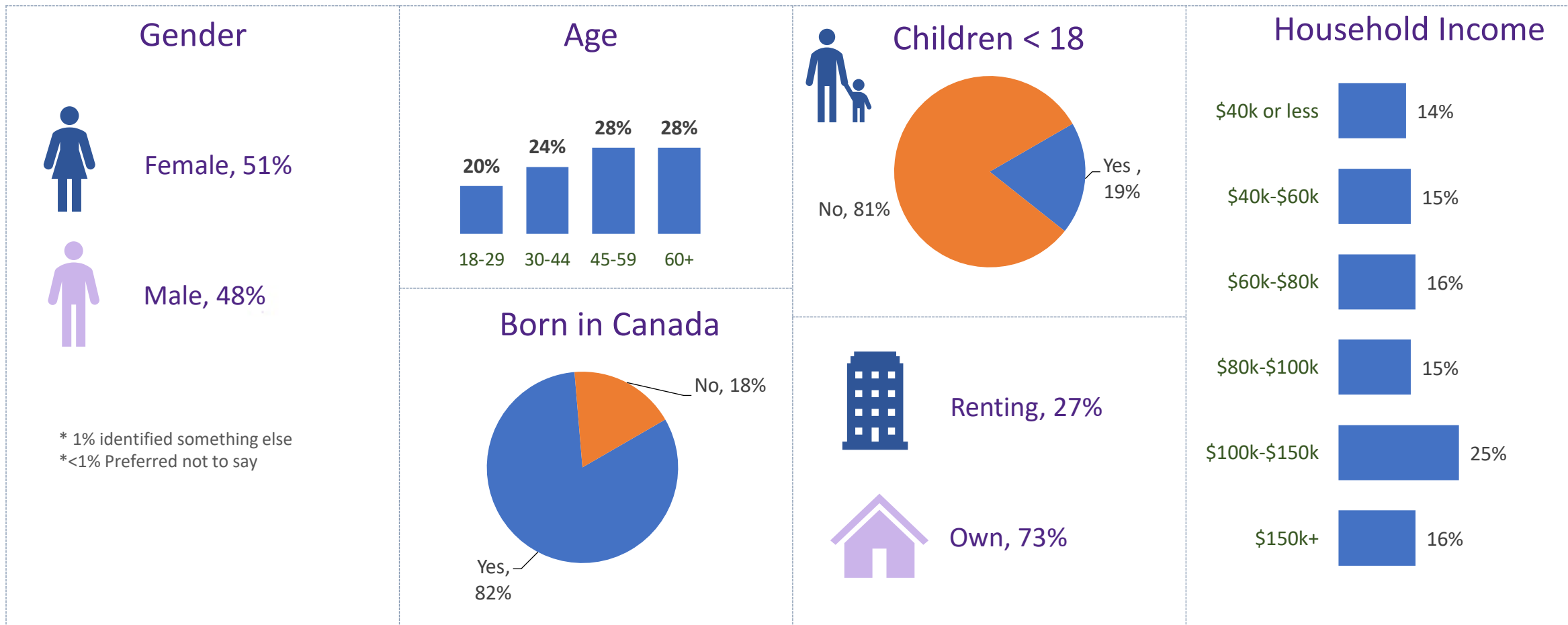
Over half of Ontarians (53%) are more opposed to private delivery of health care services when told of the higher levels of Covid outbreaks and resident deaths in for-profit long-term care facilities.

Q20. *During the peak of the pandemic, for-profit long-term care facilities had almost twice as many Covid outbreaks and 78 per cent more resident deaths than did publicly run long-term care facilities. Does this make you more supportive or more opposed to the Ontario government plan to have private companies deliver more surgeries and other health care services in Ontario, or does it make no difference to your views on that?*



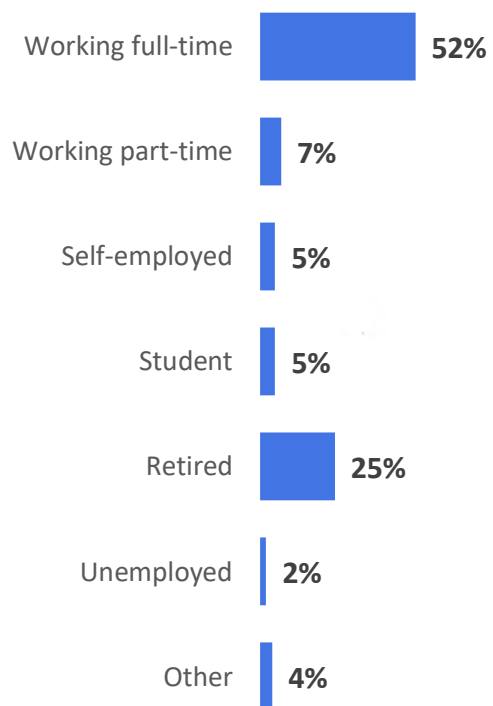
RESPONDENT PROFILE

SAMPLE CHARACTERISTICS

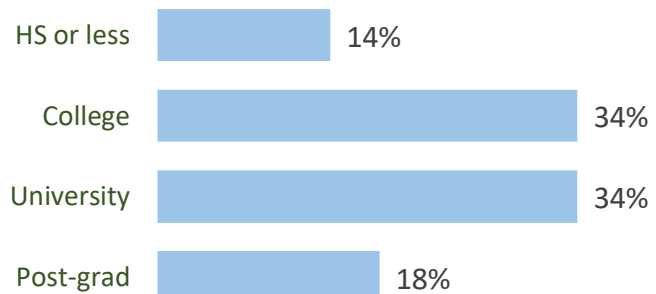


SAMPLE CHARACTERISTICS

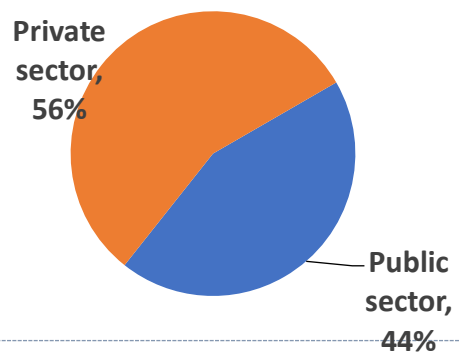
Employment



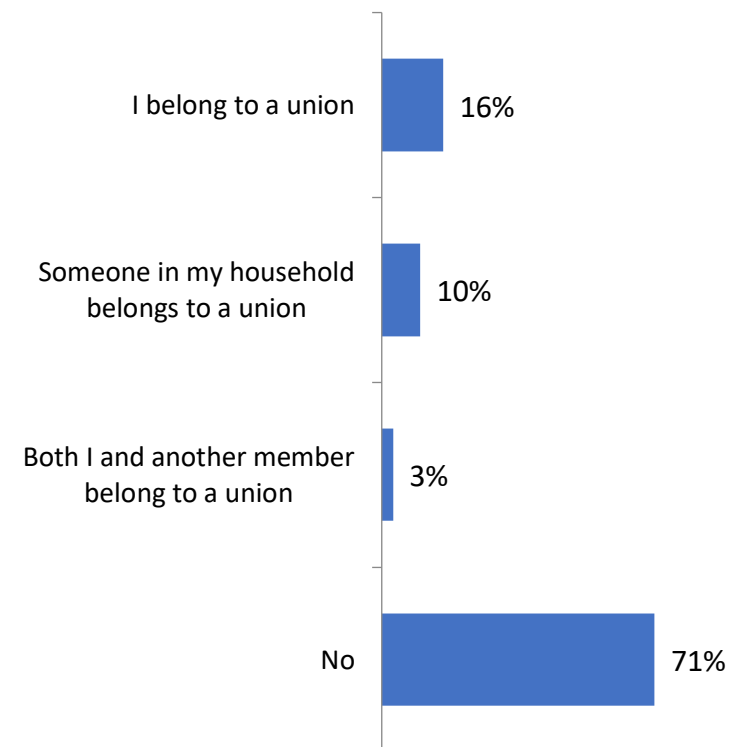
Level of Education



Job Sector of those working




Belong to Union

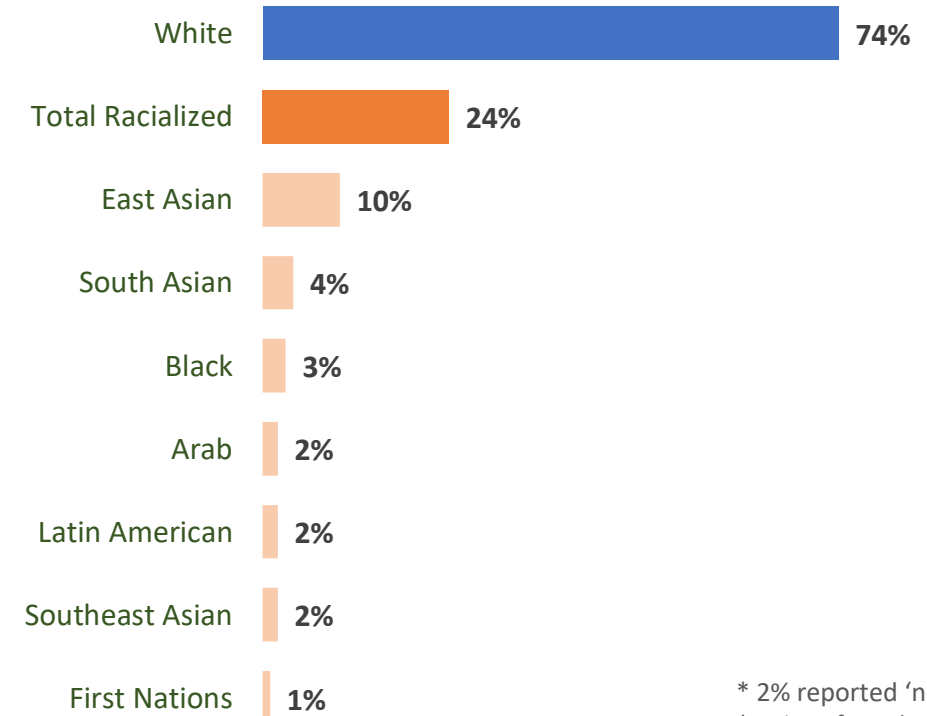


SAMPLE CHARACTERISTICS

Region of Ontario



Ethnicity



* 2% reported 'not listed'
* 4% Preferred not to answer

CONTACT



Derek Leebosh

VICE PRESIDENT, CORPORATE & PUBLIC AFFAIRS

tel. 416 – 820 - 1963

derek.leebosh@environics.ca

Thank you.

ENVIRONICS
RESEARCH

